



Thanks for coming!

Ser#21718

Timing and Scoring by www.RCScoringPro.com

Sponsor	Driver Name	Car	Pos	Laps	Race Time	Behind	Fast Lap	Average Top 5	Top 10	Top 15	Q#
	Brewere, Scottie	10	1	9	6:09.375		34.939	37.114			1
	Allen, Bill	6	2	8	6:18.707		40.461	42.939			2
	Youree, Doug	2	3	7	6:00.220		41.928	48.380			3
	Sprinkle, Nathan	9	4	6	6:17.424		49.987	60.747			4
	Mcdonald, Tommy.	7	5	0							5

2wd Short Course Truck

Mcdonald, James	4	1	10	6:24.320		33.976	35.565	38.432
McDonald, Colton	1	2	9	6:10.960		38.303	39.100	
Potter, Wade	5	3	2	1:15.240		35.209		

Car#	1	2	3	4	5	6	7	8	9	10
	McDonald	Youree		McDonald	Potter	Allen	McDonald		Sprinkle	Brewere
1.	2/45.702 8/6:05.6	6/63.647 6/6:21.8		3/57.351 7/6:41.4	1/40.031 9/6:00.2	5/60.390 6/6:02.3			7/68.162 6/6:48.9	4/59.135 7/6:53.9
2.	2/38.303 9/6:18.0	6/43.965 7/6:16.6		3/37.751 8/6:20.3	1/35.209 10/6:16.1	5/42.678 7/6:00.7			7/60.411 6/6:25.7	4/37.479 8/6:26.4
3.	1/40.144 9/6:12.4	5/53.856 7/6:16.7		2/36.103 9/6:33.6		4/53.972 7/6:06.4			6/49.987 7/6:56.6	3/43.641 8/6:14.0
4.	1/38.446 9/6:05.8	5/51.069 7/6:11.9		2/35.964 9/6:16.1		4/41.830 8/6:37.7			6/73.689 6/6:18.3	3/34.939 9/6:34.1
5.	2/43.918 9/6:11.7	5/51.081 7/6:09.0		1/37.031 9/6:07.5		4/49.650 8/6:37.6			6/71.223 6/6:28.1	3/37.654 9/6:23.1
6.	2/38.954 9/6:08.2	5/54.674 7/6:11.3		1/33.976 10/6:36.9		4/40.461 8/6:25.3			6/53.952 6/6:17.4	3/37.495 9/6:15.5
7.	3/45.399 9/6:13.9	5/41.928 7/6:00.2		1/36.449 10/6:32.3		4/42.648 8/6:19.0				2/40.490 9/6:13.9
8.	2/39.654 9/6:11.8			1/36.191 10/6:28.5		4/47.078 8/6:18.7				3/40.540 9/6:12.7
9.	3/40.440 9/6:10.9			1/35.591 10/6:24.9						2/38.002 9/6:09.3
10.				1/37.913 10/6:24.3						

1-8 E Truggy

Round 1

2

Thanks for coming!

Ser#21718

Timing and Scoring by www.RCScoringPro.com

Sponsor	Driver Name	Car	Pos	Laps	Race Time	Behind	Fast Lap	Average Top 5	Top 10	Top 15	Q#
	Reighley, David	3	1	13	6:16.791		26.263	26.804	27.371		1
	Youree, Doug	2	2	10	6:37.894		32.198	36.211	39.789		2
	Youree, Kevin	1	3	5	2:21.813		26.199	28.363			3

Car#	1	2	3	4	5	6	7	8	9	10
	Youree	Youree	Reighley							
1.	1/29.868 13/6:28.3	3/39.025 10/6:30.2	2/35.299 11/6:28.2							
2.	1/27.291 13/6:11.5	3/38.835 10/6:29.3	2/27.935 12/6:19.3							
3.	1/31.065 13/6:22.2	3/46.323 9/6:12.5	2/26.694 13/6:29.6							
4.	1/26.199 13/6:11.8	3/37.430 9/6:03.6	2/27.061 13/6:20.2							
5.	1/27.390 13/6:08.7	3/40.874 9/6:04.4	2/26.826 13/6:13.9							
6.		2/32.198 10/6:31.1	1/34.424 13/6:26.1							
7.		2/39.355 10/6:31.4	1/28.834 13/6:24.5							
8.		2/33.569 10/6:24.5	1/33.357 12/6:00.6							
9.		2/43.792 10/6:30.4	1/26.263 13/6:25.2							
10.		2/46.493 10/6:37.8	1/27.322 13/6:22.2							
11.			1/27.174 13/6:19.5							
12.			1/28.260 13/6:18.5							
13.			1/27.342 13/6:16.7							

Top Qualifiers	Qual#	Laps	Race Time (Difference)	Round	Race	Pos in Race	Fast Lap
Reighley, David	1	13	6:16.791	1	2	1	26.263
Youree, Doug	2	10	6:37.894	1	2	2	32.198
Youree, Kevin	3	5	2:21.813	1	2	3	26.199

4x4 Short Course Truck

Round 1

3

Thanks for coming!

Ser#21718

Timing and Scoring by www.RCScoringPro.com

Sponsor	Driver Name	Car	Pos	Laps	Race Time	Behind	Fast Lap	Average Top 5	Top 10	Top 15	Q#
	Youree, Kevin	6	1	12	6:16.996		28.918	29.945	30.573		1
	Brewere, Scottie	1	2	12	6:28.067	11.071	28.251	28.872	30.411		2
	Huey, Bryce	7	3	11	6:26.647		31.131	31.805	34.343		3
	Woodruff, Woody	4	4	11	6:37.939	11.292	29.878	31.675	35.058		4
	Brewere, William	5	5	10	6:07.937		29.034	32.178	36.794		5
	Hinojose, Joe	2	6	9	5:29.287		33.738	34.933			6
	Huey, Ben	8	7	9	6:41.839	72.552	35.142	38.350			7
	Huey, Randy	3	8	7	6:11.897		38.961	50.937			8

Car# 1	2	3	4	5	6	7	8	9	10
Brewere	Hinojose	Huey	Woodruff	Brewere	Youree	Huey	Huey		
1. 5/48.408 8/6:27.2	2/38.501 10/6:25.0	7/58.939 7/6:52.5	4/39.849 10/6:38.5	8/63.587 6/6:21.5	1/36.903 10/6:09.0	3/38.686 10/6:26.8	6/57.578 7/6:43.0		
2. 5/28.896 10/6:26.5	3/34.520 10/6:05.0	7/56.863 7/6:45.3	2/32.761 10/6:03.0	6/33.742 8/6:29.3	1/30.830 11/6:12.5	4/37.182 10/6:19.3	8/61.052 7/6:55.2		
3. 4/32.731 10/6:06.7	5/38.192 10/6:10.6	8/58.272 7/6:46.1	2/30.479 11/6:17.9	6/29.034 9/6:19.0	1/30.645 11/6:00.7	3/32.004 11/6:35.5	7/45.482 7/6:22.9		
4. 4/35.546 10/6:03.9	5/39.238 10/6:16.1	8/47.031 7/6:26.9	2/35.390 11/6:20.8	6/30.138 10/6:31.2	1/30.599 12/6:26.9	3/31.681 11/6:23.7	7/35.142 8/6:38.5		
5. 4/28.463 11/6:22.8	5/37.240 10/6:15.3	8/38.961 7/6:04.0	2/29.878 11/6:10.3	6/36.581 10/6:26.1	1/31.924 12/6:26.1	3/31.268 11/6:15.8	7/45.043 8/6:30.8		
6. 3/28.251 11/6:10.8	5/33.738 10/6:09.0	8/54.997 7/6:07.5	2/31.853 11/6:07.0	6/36.180 10/6:22.1	1/34.359 12/6:30.5	4/40.116 11/6:26.7	7/38.151 8/6:16.5		
7. 2/29.339 11/6:03.9	5/38.691 10/6:11.6	8/56.834 7/6:11.8	3/34.589 11/6:08.9	6/33.088 10/6:14.7	1/31.846 12/6:29.3	4/34.051 11/6:24.9	7/36.341 8/6:04.3		
8. 2/29.787 12/6:32.1	5/34.793 10/6:08.6		3/33.406 11/6:08.7	6/35.335 10/6:12.1	1/30.575 12/6:26.5	4/43.215 10/6:00.2	7/37.072 9/6:40.3		
9. 2/29.413 12/6:27.7	5/34.374 10/6:05.8		3/40.534 11/6:17.3	6/34.888 10/6:09.5	1/28.918 12/6:22.1	4/34.373 11/6:34.2	7/45.978 9/6:41.8		
10. 2/34.205 12/6:30.0			3/41.837 11/6:25.6	5/35.364 10/6:07.9	1/29.714 12/6:19.5	4/32.940 11/6:31.0			
11. 2/33.260 12/6:30.8			4/47.363 10/6:01.7		1/30.765 12/6:18.6	3/31.131 11/6:26.6			
12. 2/29.768 12/6:28.0					1/29.918 12/6:17.0				

Top Qualifiers	Qual#	Laps	Race Time (Difference)	Round	Race	Pos in Race	Fast Lap
Youree, Kevin	1	12	6:16.996	1	3	1	28.918
Brewere, Scottie	2	12	6:28.067 11.07	1	3	2	28.251
Huey, Bryce	3	11	6:26.647	1	3	3	31.131
Woodruff, Woody	4	11	6:37.939 11.29	1	3	4	29.878
Brewere, William	5	10	6:07.937	1	3	5	29.034
Hinojose, Joe	6	9	5:29.287	1	3	6	33.738
Huey, Ben	7	9	6:41.839 72.55	1	3	7	35.142
Huey, Randy	8	7	6:11.897	1	3	8	38.961

1-8 Nitro Buggy


Round 1

4

Thanks for coming!

Ser#21718

Timing and Scoring by www.RCScoringPro.com

Sponsor	Driver Name	Car	Pos	Laps	Race Time	Behind	Fast Lap	Average Top 5	Top 10	Top 15	Q#
	Box, Scott	7	1	14	6:17.620		25.666	26.057	26.317		1
	Sharp, Keevin	2	2	14	6:19.084	1.464	25.202	25.900	26.470		2
	Havins, Ken	5	3	13	6:21.947		25.597	26.671	27.516		3
	Wilburn, Josh	3	4	12	6:01.869		27.226	28.018	29.607		4
	Reighley, David	1	5	12	6:14.433	12.564	27.966	28.716	30.157		5
	Wilburn, Brian	4	6	12	6:17.598	15.729	27.062	28.748	30.336		6
	Hamilton, Michael	6	7	12	6:31.547	29.678	26.921	27.688	31.107		7

Car#	1	2	3	4	5	6	7	8	9	10
	Reighley	Sharp	Wilburn	Wilburn	Havins	Hamilton	Box			
1.	4/30.194 12/6:02.2	1/27.431 14/6:24.0	6/31.517 12/6:18.2	5/30.398 12/6:04.7	2/28.331 13/6:08.2	7/34.607 11/6:20.7	3/29.956 13/6:29.4			
2.	4/28.815 13/6:23.5	1/26.975 14/6:20.8	7/31.370 12/6:17.3	5/28.850 13/6:25.1	2/27.126 13/6:00.4	6/27.693 12/6:13.7	3/26.360 13/6:06.0			
3.	4/28.501 13/6:19.2	1/26.921 14/6:19.5	5/27.226 12/6:00.4	7/31.954 12/6:04.8	3/28.865 13/6:05.3	6/28.305 12/6:02.3	2/26.135 14/6:24.7			
4.	4/29.620 13/6:20.6	1/27.200 14/6:19.8	6/30.120 12/6:00.6	5/28.101 13/6:27.7	3/27.106 13/6:02.1	7/39.327 12/6:29.7	2/26.637 14/6:21.8			
5.	6/38.703 12/6:13.9	2/28.467 14/6:23.5	4/31.434 12/6:04.0	5/36.209 12/6:13.2	3/27.135 13/6:00.2	7/30.398 12/6:24.7	1/26.349 14/6:19.2			
6.	6/28.676 12/6:09.0	2/26.420 14/6:21.2	4/29.313 12/6:01.9	5/27.062 12/6:05.1	3/27.127 14/6:26.6	7/27.849 12/6:16.3	1/26.497 14/6:17.8			
7.	7/33.785 12/6:14.2	2/31.256 13/6:01.5	5/31.541 12/6:04.3	4/29.754 12/6:03.9	3/29.697 13/6:02.8	6/29.859 12/6:13.7	1/27.463 14/6:18.8			
8.	7/32.681 12/6:16.4	2/26.923 13/6:00.0	4/32.157 12/6:07.0	6/38.031 12/6:15.5	3/30.694 13/6:07.3	5/26.921 12/6:07.4	1/26.096 14/6:17.1			
9.	5/27.966 12/6:11.9	2/27.179 14/6:26.9	4/27.603 12/6:03.0	6/30.400 12/6:14.3	3/37.445 13/6:20.6	7/38.441 12/6:17.8	1/26.762 14/6:16.8			
10.	5/31.264 12/6:12.2	2/26.062 14/6:24.7	4/33.642 12/6:07.1	7/34.083 12/6:17.8	3/25.597 13/6:15.8	6/27.674 12/6:13.2	1/25.666 14/6:15.0			
11.	5/34.155 12/6:15.6	2/27.234 14/6:24.4	4/27.969 12/6:04.2	6/29.973 12/6:16.1	3/38.648 13/6:27.3	7/40.947 12/6:24.0	1/27.881 14/6:16.4			
12.	5/30.073 12/6:14.4	2/25.202 14/6:21.8	4/27.977 12/6:01.8	6/32.783 12/6:17.6	3/27.777 13/6:25.1	7/39.526 12/6:31.5	1/26.630 14/6:16.1			
13.		2/25.437 14/6:19.8			3/26.399 13/6:21.9		1/29.150 14/6:18.6			
14.		2/26.377 14/6:19.0					1/26.038 14/6:17.6			

Top Qualifiers	Qual#	Laps	Race Time (Difference)		Round	Race	Pos in Race	Fast Lap
Box, Scott	1	14	6:17.620		1	4	1	25.666
Sharp, Keevin	2	14	6:19.084	1.464	1	4	2	25.202
Havins, Ken	3	13	6:21.947		1	4	3	25.597
Wilburn, Josh	4	12	6:01.869		1	4	4	27.226
Reighley, David	5	12	6:14.433	12.56	1	4	5	27.966
Wilburn, Brian	6	12	6:17.598	3.165	1	4	6	27.062
Hamilton, Michael	7	12	6:31.547	13.94	1	4	7	26.921

4x4 Short Course Truck

Round 1


Top Qualifier is Youree, Kevin 12/6: 16.996 (Rnd 1)

5

Thanks for coming!

Ser#21718

Timing and Scoring by www.RCScoringPro.com

Sponsor	Driver Name	Car	Pos	Laps	Race Time	Behind	Fast Lap	Average Top 5	Top 10	Top 15	Q#
	Havins, Ken	2	1	12	6:14.401		27.254	28.617	29.695		1
	McDonald, James	1	2	12	6:20.371	5.970	28.001	28.622	29.626		3
	Potter, Wade	4	3	11	6:28.361		30.926	32.627	34.322		6
	Allen, Bill	3	4	10	6:10.903		32.158	33.715	37.090		9
	Heddin, Tyler	7	5	8	4:16.102		28.474	30.563			12
	Sprinkle, Nathan	6	6	8	6:00.206	04.104	39.178	42.801			13
	McDonald, Kevin	5	7	2	1:29.587		41.541				15

Car# 1	2	3	4	5	6	7	8	9	10
McDonald	Havins	Allen	Potter	McDonald	Sprinkle	Heddin			
1. 5/46.243 8/6:09.9	2/37.697 10/6:17.0	4/42.214 9/6:19.8	3/39.750 10/6:37.5	6/48.046 8/6:24.3	7/48.240 8/6:25.9	1/35.373 11/6:29.0			
2. 4/37.868 9/6:18.4	3/39.751 10/6:27.2	2/32.158 10/6:11.8	5/45.141 9/6:22.0	7/41.541 9/6:43.1	6/39.178 9/6:33.3	1/30.580 11/6:02.7			
3. 4/28.943 10/6:16.8	2/30.208 11/6:34.7	3/33.368 11/6:35.0	5/36.475 9/6:04.1		6/41.318 9/6:26.2	1/28.474 12/6:17.7			
4. 3/29.076 11/6:30.8	2/29.129 11/6:16.1	4/39.165 10/6:07.2	5/35.489 10/6:32.1		6/40.827 9/6:21.5	1/34.841 12/6:27.8			
5. 3/29.307 11/6:17.1	2/31.414 11/6:10.0	4/40.284 10/6:14.3	5/32.997 10/6:19.6		6/47.831 9/6:31.3	1/33.071 12/6:29.6			
6. 3/32.292 11/6:13.5	2/31.512 11/6:06.1	4/32.716 10/6:06.5	5/33.925 10/6:12.9		6/50.131 9/6:41.2	1/30.727 12/6:26.1			
7. 3/32.730 11/6:11.5	2/27.254 12/6:29.0	5/41.775 10/6:13.8	4/34.444 10/6:08.8		6/45.463 9/6:42.4	1/30.096 12/6:22.5			
8. 3/28.307 11/6:04.0	1/28.408 12/6:23.0	5/36.366 10/6:12.5	4/33.181 10/6:04.2		6/47.218 8/6:00.2	2/32.940 12/6:24.1			
9. 2/28.001 12/6:30.3	1/29.691 12/6:20.0	4/33.967 10/6:08.8	3/30.926 11/6:33.9						
10. 2/28.982 12/6:26.0	1/28.950 12/6:16.8	4/38.890 10/6:10.8	3/33.140 11/6:31.0						
11. 2/28.875 12/6:22.4	1/31.042 12/6:16.4		3/32.893 11/6:28.3						
12. 2/29.747 12/6:20.3	1/29.345 12/6:14.3								

Top Qualifiers	Qual#	Laps	Race Time (Difference)	Round	Race	Pos in Race	Fast Lap
Havins, Ken	1	12	6:14.401	1	5	1	27.254
Youree, Kevin	2	12	6:16.996 2.595	1	3	1	28.918
McDonald, James	3	12	6:20.371 3.375	1	5	2	28.001
Brewere, Scottie	4	12	6:28.067 7.696	1	3	2	28.251
Huey, Bryce	5	11	6:26.647	1	3	3	31.131
Potter, Wade	6	11	6:28.361 1.714	1	5	3	30.926
Woodruff, Woody	7	11	6:37.939 9.578	1	3	4	29.878
Brewere, William	8	10	6:07.937	1	3	5	29.034
Allen, Bill	9	10	6:10.903 2.966	1	5	4	32.158
Hinojose, Joe	10	9	5:29.287	1	3	6	33.738

1-8 Electric Buggy



Round 1

6

Thanks for coming!

Ser#21718

Timing and Scoring by www.RCScoringPro.com

Sponsor	Driver Name	Car	Pos	Laps	Race Time	Behind	Fast Lap	Average Top 5	Top 10	Top 15	Q#
	Sharp, Keevin	2	1	14	6:13.613		25.233	25.534	25.864		1
	Havins, Ken	4	2	13	6:02.352		25.558	25.728	26.167		2
	Wilburn, Josh	5	3	12	6:06.024		27.547	27.954	29.314		3
	Brewere, Scottie	3	4	12	6:10.245	4.221	25.865	27.818	29.707		4
	Box, Scott	1	5	9	4:50.576		25.900	26.864			5

Car#	1	2	3	4	5	6	7	8	9	10
	Box	Sharp	Brewere	Havins	Wilburn					
1.	2/30.952 12/6:11.3	1/30.744 12/6:08.8	5/36.618 10/6:06.1	3/31.383 12/6:16.5	4/32.808 11/6:00.9					
2.	2/27.447 13/6:19.5	1/25.438 13/6:05.1	5/28.523 12/6:30.8	3/28.209 13/6:27.3	4/27.787 12/6:03.5					
3.	2/25.900 13/6:05.2	1/27.479 13/6:02.5	5/35.033 11/6:07.2	3/26.080 13/6:11.2	4/28.775 13/6:27.2					
4.	2/26.256 14/6:26.9	1/26.455 14/6:25.4	5/29.746 12/6:29.7	3/25.752 13/6:02.1	4/40.077 12/6:28.3					
5.	3/29.343 13/6:03.7	1/25.855 14/6:20.7	5/30.206 12/6:24.3	2/25.648 14/6:23.7	4/30.312 12/6:23.4					
6.	3/27.086 13/6:01.7	1/25.580 14/6:16.9	5/36.554 11/6:00.5	2/26.065 14/6:20.6	4/29.799 12/6:19.1					
7.	3/33.257 13/6:11.8	1/26.895 14/6:16.8	5/28.389 12/6:25.8	2/30.114 14/6:26.5	4/31.726 12/6:19.3					
8.	2/27.629 13/6:10.2	1/25.646 14/6:14.6	4/25.865 12/6:16.3	3/39.187 13/6:17.7	5/32.604 12/6:20.8					
9.	5/62.706 12/6:27.4	1/25.233 14/6:12.2	3/26.567 12/6:10.0	2/25.943 13/6:13.2	4/27.547 12/6:15.2					
10.		1/25.772 14/6:11.1	3/31.426 12/6:10.7	2/26.730 13/6:10.6	4/27.876 12/6:11.1					
11.		1/25.843 14/6:10.2	4/30.212 12/6:09.9	2/25.747 13/6:07.3	3/28.928 12/6:08.9					
12.		1/26.434 14/6:10.2	4/31.106 12/6:10.2	2/25.936 13/6:04.8	3/27.785 12/6:06.0					
13.		1/26.381 14/6:10.1		2/25.558 13/6:02.3						
14.		1/29.858 14/6:13.6								

Top Qualifiers	Qual#	Laps	Race Time (Difference)	Round	Race	Pos in Race	Fast Lap
Sharp, Keevin	1	14	6:13.613	1	6	1	25.233
Havins, Ken	2	13	6:02.352	1	6	2	25.558
Wilburn, Josh	3	12	6:06.024	1	6	3	27.547
Brewere, Scottie	4	12	6:10.245 4.221	1	6	4	25.865
Box, Scott	5	9	4:50.576	1	6	5	25.900

1-8 Electric Buggy

Round 2

Top Qualifier is Sharp, Keevin 14/6: 13.613 (Rnd 1)



Thanks for coming!

Ser#21718

Timing and Scoring by www.RCScoringPro.com

Sponsor	Driver Name	Car	Pos	Laps	Race Time	Behind	Fast Lap	Average Top 5	Top 10	Top 15	Q#
	Sharp, Keevin	2	1	14	6:26.268		25.840	26.197	26.960		1
	Box, Scott	1	2	13	6:05.706		25.598	25.773	26.417		3
	Brewere, Scottie	3	3	13	6:17.080	11.374	25.974	26.509	27.847		4
	Wilburn, Josh	5	4	13	6:22.696	16.990	26.447	26.991	28.012		5
	Havins, Ken	4	5	13	6:23.860	18.154	25.418	25.904	27.733		2

Car#	1	2	3	4	5	6	7	8	9	10
	Box	Sharp	Brewere	Havins	Wilburn					
1.	2/32.938 11/6:02.3	4/35.439 11/6:29.8	3/34.275 11/6:16.9	1/30.666 12/6:08.0	5/37.103 10/6:11.0					
2.	4/36.570 11/6:22.3	3/29.504 12/6:29.6	2/30.214 12/6:26.9	5/39.198 11/6:24.2	1/26.854 12/6:23.7					
3.	4/26.195 12/6:22.8	2/26.540 12/6:05.9	3/28.361 12/6:11.3	5/28.510 11/6:00.6	1/27.079 12/6:04.1					
4.	3/26.966 12/6:08.0	2/26.862 13/6:24.6	5/33.058 12/6:17.7	4/26.394 12/6:14.3	1/26.447 13/6:21.8					
5.	3/26.405 13/6:27.5	1/26.993 13/6:17.8	5/27.930 12/6:09.2	4/26.441 12/6:02.9	2/29.150 13/6:21.2					
6.	2/26.366 13/6:20.1	1/26.344 13/6:11.9	4/25.974 13/6:29.5	5/33.480 12/6:09.3	3/30.620 13/6:24.0					
7.	2/26.751 13/6:15.4	1/28.651 13/6:12.0	4/26.077 13/6:22.3	5/26.089 12/6:01.3	3/28.625 13/6:22.3					
8.	2/28.812 13/6:15.3	1/25.840 13/6:07.5	4/28.182 13/6:20.3	5/25.418 13/6:23.8	3/27.103 13/6:18.5					
9.	2/25.684 13/6:10.7	1/26.605 13/6:05.1	3/26.004 13/6:15.6	4/30.298 13/6:24.9	5/33.667 13/6:25.1					
10.	2/32.033 13/6:15.3	1/26.053 13/6:02.4	3/31.273 13/6:18.7	4/25.905 13/6:20.1	5/31.808 13/6:27.9					
11.	2/25.625 13/6:11.5	1/29.939 13/6:04.9	3/27.371 13/6:16.6	4/33.851 13/6:25.5	5/27.976 13/6:25.7					
12.	2/25.763 13/6:08.4	1/26.209 13/6:02.8	3/31.240 13/6:19.1	5/31.897 13/6:27.9	4/27.472 13/6:23.3					
13.	1/25.598 13/6:05.7	5/51.289 13/6:26.2	2/27.121 13/6:17.0	4/25.713 13/6:23.8	3/28.792 13/6:22.6					

Top Qualifiers	Qual#	Laps	Race Time (Difference)	Round	Race	Pos in Race	Fast Lap
Sharp, Keevin	1	14	6:13.613	1	6	1	25.233
Havins, Ken	2	13	6:02.352	1	6	2	25.558
Box, Scott	3	13	6:05.706 3.354	2	6	2	25.598
Brewere, Scottie	4	13	6:17.080 11.37	2	6	3	25.974
Wilburn, Josh	5	13	6:22.696 5.616	2	6	4	26.447
Heddin, Tyler	6	13	6:25.411 2.715	1	7	1	27.197
Wilburn, Brian	7	12	6:05.054	1	7	2	26.566
Woodruff, Woody	8	12	6:11.524 6.470	1	7	3	27.834
Huey, Bryce	9	12	6:42.270 30.74	1	7	4	28.014
Brewere, William	10	9	4:55.141	1	7	5	28.048