

1-8 Electric Buggy

Top Qualifier is Roux, Mat 12/6: 27.552 (Rnd 1)


Round 1

2

Thanks for coming!

Ser#21718

Timing and Scoring by www.RCScoringPro.com

| Sponsor | Driver Name | Car | Pos | Laps | Race Time | Behind | Fast Lap | Average Top 5 | Top 10 | Top 15 | Q# |
|--|-------------------|-----|-----|------|-----------|--------|----------|---------------|--------|--------|----|
| | Beck, Brian | 9 | 1 | 12 | 6:11.329 | | 30.082 | 30.277 | 30.703 | | 1 |
|  | Havins, Ken | 7 | 2 | 12 | 6:21.022 | 9.693 | 29.433 | 30.759 | 31.457 | | 2 |
| | Shelton, Kevin | 6 | 3 | 11 | 6:11.045 | | 30.995 | 31.597 | 33.355 | | 5 |
| | Fiedler, Shane | 4 | 4 | 11 | 6:26.122 | 15.077 | 31.915 | 32.502 | 34.014 | | 6 |
| | Dreasher, Darrell | 3 | 5 | 10 | 6:30.873 | | 35.403 | 36.352 | 39.087 | | 8 |
| | Hargues, Mke | 5 | 6 | 9 | 6:08.246 | | 34.835 | 38.023 | | | 10 |
| | Wolfe, Brandon | 2 | 7 | 7 | 6:44.354 | | 53.863 | 54.994 | | | 16 |
| | Brewere, William | 1 | 8 | 0 | | | | | | | 17 |
| | Layman, Chaz | 8 | 9 | 0 | | | | | | | 18 |

| Car# 1 | 2 | 3 | 4 | 5 | 6 | 7 | 8 | 9 | 10 |
|---------|----------------------|-----------------------|-----------------------|----------------------|-----------------------|-----------------------|--------|-----------------------|----|
| Brewere | Wolfe | Dreasher | Fiedler | Hargues | Shelton | Havins | Layman | Beck | |
| 1. | 7/56.303 7/6:34.0 | 5/40.541 9/6:04.8 | 3/36.271 10/6:02.7 | 6/44.089 9/6:36.8 | 4/37.493 10/6:14.9 | 2/32.908 11/6:02.0 | | 1/32.250 12/6:27.0 | |
| 2. | 7/70.485 6/6:20.3 | 5/35.426 10/6:19.8 | 4/36.973 10/6:06.1 | 6/40.246 9/6:19.5 | 3/31.144 11/6:17.5 | 2/31.374 12/6:25.6 | | 1/30.751 12/6:18.0 | |
| 3. | 7/56.348 6/6:06.2 | 5/35.707 10/6:12.2 | 4/33.734 11/6:32.2 | 6/42.938 9/6:21.8 | 3/32.711 11/6:11.6 | 2/31.640 12/6:23.6 | | 1/30.386 12/6:13.5 | |
| 4. | 7/54.433 7/6:55.7 | 5/46.813 10/6:36.2 | 4/36.607 11/6:34.8 | 6/46.411 9/6:30.7 | 3/33.533 11/6:10.9 | 2/31.505 12/6:22.2 | | 1/31.782 12/6:15.5 | |
| 5. | 7/54.023 7/6:48.2 | 5/41.897 9/6:00.6 | 4/32.441 11/6:27.2 | 6/34.835 9/6:15.3 | 3/32.194 11/6:07.5 | 2/32.145 12/6:22.9 | | 1/31.182 12/6:15.2 | |
| 6. | 7/53.863 7/6:43.0 | 5/38.930 10/6:38.8 | 4/31.915 11/6:21.2 | 6/35.494 9/6:06.0 | 3/30.995 11/6:03.1 | 2/31.215 12/6:21.5 | | 1/30.578 12/6:13.8 | |
| 7. | 7/58.899 7/6:44.3 | 5/39.342 10/6:38.0 | 4/32.126 11/6:17.2 | 6/43.451 9/6:09.5 | 3/31.668 11/6:01.0 | 2/32.285 12/6:22.4 | | 1/30.343 12/6:12.4 | |
| 8. | | 5/40.520 10/6:38.9 | 4/45.978 11/6:33.3 | 6/44.181 9/6:13.1 | 3/36.249 11/6:05.7 | 2/30.270 12/6:20.0 | | 1/30.245 12/6:11.2 | |
| 9. | | 5/35.403 10/6:33.9 | 4/34.048 11/6:31.2 | 6/36.601 9/6:08.2 | 3/31.984 11/6:04.1 | 2/33.177 12/6:22.0 | | 1/32.048 12/6:12.7 | |
| 10. | | 5/36.294 10/6:30.8 | 4/33.436 11/6:28.8 | | 3/37.490 11/6:09.0 | 2/31.790 12/6:21.9 | | 1/30.082 12/6:11.5 | |
| 11. | | | 4/32.593 11/6:26.1 | | 3/35.584 11/6:11.0 | 2/29.433 12/6:19.3 | | 1/30.327 12/6:10.8 | |
| 12. | | | | | | 2/33.280 12/6:21.0 | | 1/31.355 12/6:11.3 | |

| Top Qualifiers | Qual# | Laps | Race Time (Difference) | | Round | Race | Pos in Race | Fast Lap |
|-------------------|-------|------|------------------------|-------|-------|------|-------------|----------|
| Beck, Brian | 1 | 12 | 6:11.329 | | 1 | 2 | 1 | 30.082 |
| Havins, Ken | 2 | 12 | 6:21.022 | 9.693 | 1 | 2 | 2 | 29.433 |
| Roux, Mat | 3 | 12 | 6:27.552 | 6.530 | 1 | 1 | 1 | 31.157 |
| Brewere, Scottie | 4 | 11 | 6:04.452 | | 1 | 1 | 2 | 30.508 |
| Shelton, Kevin | 5 | 11 | 6:11.045 | 6.593 | 1 | 2 | 3 | 30.995 |
| Fiedler, Shane | 6 | 11 | 6:26.122 | 15.07 | 1 | 2 | 4 | 31.915 |
| Lemarr, Ryan | 7 | 11 | 6:32.426 | 6.304 | 1 | 1 | 3 | 33.283 |
| Dreasher, Darrell | 8 | 10 | 6:30.873 | | 1 | 2 | 5 | 35.403 |
| Wilburn, Josh | 9 | 10 | 6:37.882 | 7.009 | 1 | 1 | 4 | 32.681 |
| Hargues, Mike | 10 | 9 | 6:08.246 | | 1 | 2 | 6 | 34.835 |

1-8 Electric Buggy

Top Qualifier is Beck, Brian 12/6: 11.329 (Rnd 1)

Round 1

3

Thanks for coming!

Ser#21718

Timing and Scoring by www.RCScoringPro.com

| Sponsor | Driver Name | Car | Pos | Laps | Race Time | Behind | Fast Lap | Average Top 5 | Top 10 | Top 15 | Q# |
|---------|-------------------|-----|-----|------|-----------|--------|----------|---------------|--------|--------|----|
| | Sharp, Keevin | 8 | 1 | 12 | 6:10.420 | | 29.716 | 30.074 | 30.586 | | 1 |
| | Hudspeth, Shawn | 3 | 2 | 11 | 6:21.208 | | 32.185 | 32.703 | 34.328 | | 7 |
| | Havins, Derek | 7 | 3 | 10 | 6:04.375 | | 30.928 | 32.440 | 36.438 | | 10 |
| | Woodruff, Woody | 6 | 4 | 10 | 6:07.149 | 2.774 | 31.429 | 33.541 | 36.715 | | 11 |
| | Heddin, Tyler | 2 | 5 | 10 | 6:13.711 | 9.336 | 33.358 | 34.057 | 37.371 | | 12 |
| | Bustillos, Albert | 9 | 6 | 9 | 6:15.392 | | 33.854 | 38.657 | | | 16 |
| | Williams, Bret | 1 | 7 | 9 | 6:27.634 | 12.242 | 35.389 | 39.177 | | | 17 |
| | Huey, Randy | 5 | 8 | 5 | 4:12.623 | | 41.267 | 50.525 | | | 24 |
| | Hinesly, Barrett | 4 | 9 | 1 | 0:37.067 | | 37.067 | | | | 25 |

| Car# | 1 | 2 | 3 | 4 | 5 | 6 | 7 | 8 | 9 | 10 |
|------|----------------------|-----------------------|-----------------------|-----------------------|----------------------|-----------------------|-----------------------|-----------------------|-----------------------|----|
| | Williams | Heddin | Hudspeth | Hinesly | Huey | Woodruff | Havins | Sharp | Bustillos | |
| 1. | 8/55.256 7/6:26.8 | 3/33.572 11/6:09.2 | 2/32.185 12/6:26.2 | 4/37.067 10/6:10.6 | 9/57.347 7/6:41.4 | 5/41.222 9/6:10.9 | 7/50.273 8/6:42.1 | 1/31.672 12/6:20.0 | 6/49.647 8/6:37.1 | |
| 2. | 7/35.389 8/6:02.6 | 3/46.020 10/6:37.9 | 2/32.353 12/6:27.2 | | 8/41.267 8/6:34.4 | 4/42.336 9/6:16.0 | 5/33.742 9/6:18.0 | 1/30.807 12/6:14.8 | 6/34.774 9/6:19.8 | |
| 3. | 7/48.084 8/6:09.9 | 5/42.689 9/6:06.8 | 2/32.766 12/6:29.1 | | 8/55.658 8/6:51.3 | 4/38.044 9/6:04.7 | 3/34.095 10/6:33.6 | 1/30.595 12/6:12.2 | 6/40.017 9/6:13.3 | |
| 4. | 7/39.900 9/6:41.9 | 5/36.427 10/6:36.7 | 2/35.087 11/6:04.0 | | 8/44.301 8/6:37.1 | 6/39.309 9/6:02.0 | 3/30.928 10/6:12.5 | 1/31.498 12/6:13.7 | 4/33.854 10/6:35.7 | |
| 5. | 7/42.066 9/6:37.2 | 4/33.358 10/6:24.1 | 2/35.582 11/6:09.5 | | 8/54.050 8/6:44.1 | 5/33.436 10/6:28.6 | 3/38.126 10/6:14.3 | 1/30.576 12/6:12.3 | 6/42.960 9/6:02.2 | |
| 6. | 7/36.991 9/6:26.5 | 4/35.352 10/6:19.0 | 2/33.742 11/6:09.8 | | | 3/31.429 10/6:16.3 | 5/42.750 10/6:23.1 | 1/31.444 12/6:13.1 | 6/43.190 9/6:06.6 | |
| 7. | 7/44.445 9/6:28.4 | 5/36.303 10/6:16.7 | 2/37.458 11/6:15.8 | | | 3/32.659 10/6:09.2 | 4/31.406 10/6:13.3 | 1/31.151 12/6:13.2 | 6/45.627 9/6:12.9 | |
| 8. | 7/41.538 9/6:26.6 | 5/41.988 10/6:22.1 | 2/37.927 11/6:21.0 | | | 3/33.184 10/6:04.5 | 4/36.929 10/6:12.8 | 1/32.885 12/6:15.9 | 6/43.641 9/6:15.4 | |
| 9. | 7/43.965 9/6:27.6 | 5/33.968 10/6:17.4 | 2/37.799 11/6:24.8 | | | 3/36.997 10/6:05.1 | 4/32.460 10/6:07.4 | 1/29.845 12/6:13.9 | 6/41.682 9/6:15.3 | |
| 10. | | 5/34.034 10/6:13.7 | 2/33.842 11/6:23.6 | | | 4/38.533 10/6:07.1 | 3/33.666 10/6:04.3 | 1/29.921 12/6:12.4 | | |
| 11. | | | 2/32.467 11/6:21.2 | | | | | 1/30.310 12/6:11.6 | | |
| 12. | | | | | | | | 1/29.716 12/6:10.4 | | |

| Top Qualifiers | Qual# | Laps | Race Time (Difference) | Round | Race | Pos in Race | Fast Lap |
|------------------|-------|------|------------------------|-------|------|-------------|----------|
| Sharp, Keevin | 1 | 12 | 6:10.420 | 1 | 3 | 1 | 29.716 |
| Beck, Brian | 2 | 12 | 6:11.329 0.909 | 1 | 2 | 1 | 30.082 |
| Havins, Ken | 3 | 12 | 6:21.022 9.693 | 1 | 2 | 2 | 29.433 |
| Roux, Mat | 4 | 12 | 6:27.552 6.530 | 1 | 1 | 1 | 31.157 |
| Brewere, Scottie | 5 | 11 | 6:04.452 | 1 | 1 | 2 | 30.508 |
| Shelton, Kevin | 6 | 11 | 6:11.045 6.593 | 1 | 2 | 3 | 30.995 |
| Hudspeth, Shawn | 7 | 11 | 6:21.208 10.16 | 1 | 3 | 2 | 32.185 |
| Fiedler, Shane | 8 | 11 | 6:26.122 4.914 | 1 | 2 | 4 | 31.915 |
| Lemarr, Ryan | 9 | 11 | 6:32.426 6.304 | 1 | 1 | 3 | 33.283 |
| Havins, Derek | 10 | 10 | 6:04.375 | 1 | 3 | 3 | 30.928 |

1-8 Nitro Truggy



Round 1

4

Thanks for coming!

Ser#21718

Timing and Scoring by www.RCScorePro.com

| Sponsor | Driver Name | Car | Pos | Laps | Race Time | Behind | Fast Lap | Average Top 5 | Top 10 | Top 15 | Q# |
|--|------------------|-----|-----|------|-----------|--------|----------|---------------|--------|--------|----|
|  | Beck, Brian | 6 | 1 | 12 | 6:17.299 | | 30.363 | 30.684 | 30.967 | | 1 |
| | Roux, Mat | 2 | 2 | 12 | 6:21.900 | 4.601 | 30.591 | 30.853 | 31.148 | | 2 |
| | Osterkamp, Mark | 3 | 3 | 11 | 6:22.743 | | 30.833 | 32.873 | 34.477 | | 3 |
| | Reighley, David | 8 | 4 | 11 | 6:28.382 | 5.639 | 31.584 | 31.988 | 34.538 | | 4 |
| | Hinojose, Joe | 7 | 5 | 9 | 6:15.048 | | 34.481 | 38.839 | | | 5 |
| | Trainer, Sean | 4 | 6 | 8 | 6:01.304 | | 33.097 | 36.600 | | | 6 |
|  | Kemp, Cole | 5 | 7 | 4 | 3:18.165 | | 44.242 | | | | 7 |
| | Brewere, Scottie | 1 | 8 | 0 | | | | | | | 8 |

| Car# | 1 | 2 | 3 | 4 | 5 | 6 | 7 | 8 | 9 | 10 |
|------|---------|-----------------------|-----------------------|----------------------|----------------------|-----------------------|----------------------|-----------------------|---|----|
| | Brewere | Roux | Osterkamp | Trainer | Kemp | Beck | Hinojose | Reighley | | |
| 1. | | 2/37.509 10/6:15.0 | 3/37.977 10/6:19.7 | 7/59.747 7/6:58.2 | 5/45.979 8/6:07.8 | 1/35.403 11/6:29.3 | 6/48.363 8/6:26.8 | 4/42.338 9/6:21.0 | | |
| 2. | | 2/31.119 11/6:17.4 | 3/33.007 11/6:30.3 | 7/41.407 8/6:44.6 | 6/54.587 8/6:42.2 | 1/30.762 11/6:03.8 | 5/37.547 9/6:26.5 | 4/32.003 10/6:11.7 | | |
| 3. | | 2/31.834 11/6:08.3 | 4/37.210 10/6:00.6 | 6/36.800 8/6:07.8 | 7/44.242 8/6:26.1 | 1/30.733 12/6:27.6 | 5/34.481 9/6:01.1 | 3/32.859 11/6:33.0 | | |
| 4. | | 2/32.907 11/6:06.7 | 3/34.735 11/6:33.0 | 7/76.984 7/6:16.1 | 6/53.357 8/6:36.3 | 1/30.821 12/6:23.1 | 5/46.566 9/6:15.6 | 4/43.006 10/6:15.5 | | |
| 5. | | 2/31.077 11/6:01.7 | 3/34.664 11/6:30.6 | 6/33.738 8/6:37.8 | | 1/30.739 12/6:20.3 | 5/41.040 9/6:14.4 | 4/32.229 10/6:04.8 | | |
| 6. | | 2/30.591 12/6:30.0 | 3/33.495 11/6:26.9 | 6/33.097 8/6:15.6 | | 1/31.083 12/6:19.0 | 5/40.310 9/6:12.4 | 4/33.130 11/6:35.1 | | |
| 7. | | 2/30.896 12/6:27.3 | 3/32.364 11/6:22.5 | 6/41.571 8/6:09.5 | | 1/30.363 12/6:16.9 | 5/40.820 9/6:11.7 | 4/31.584 11/6:28.3 | | |
| 8. | | 2/30.620 12/6:24.8 | 3/30.833 11/6:17.1 | 6/37.960 8/6:01.3 | | 1/31.771 12/6:17.5 | 5/41.035 9/6:11.4 | 4/37.930 11/6:31.9 | | |
| 9. | | 2/31.121 12/6:23.5 | 3/36.273 11/6:19.5 | | | 1/32.223 12/6:18.5 | 5/44.886 9/6:15.0 | 4/31.791 11/6:27.2 | | |
| 10. | | 2/31.081 12/6:22.5 | 3/36.859 11/6:22.1 | | | 1/30.878 12/6:17.7 | | 4/32.333 11/6:24.1 | | |
| 11. | | 2/31.176 12/6:21.7 | 3/35.326 11/6:22.7 | | | 1/31.517 12/6:17.7 | | 4/39.179 11/6:28.3 | | |
| 12. | | 2/31.969 12/6:21.8 | | | | 1/31.006 12/6:17.3 | | | | |

| Top Qualifiers | Qual# | Laps | Race Time (Difference) | Round | Race | Pos in Race | Fast Lap |
|------------------|-------|------|------------------------|-------|------|-------------|----------|
| Beck, Brian | 1 | 12 | 6:17.299 | 1 | 4 | 1 | 30.363 |
| Roux, Mat | 2 | 12 | 6:21.900 4.601 | 1 | 4 | 2 | 30.591 |
| Osterkamp, Mark | 3 | 11 | 6:22.743 | 1 | 4 | 3 | 30.833 |
| Reighley, David | 4 | 11 | 6:28.382 5.639 | 1 | 4 | 4 | 31.584 |
| Hinojose, Joe | 5 | 9 | 6:15.048 | 1 | 4 | 5 | 34.481 |
| Trainer, Sean | 6 | 8 | 6:01.304 | 1 | 4 | 6 | 33.097 |
| Kemp, Cole | 7 | 4 | 3:18.165 | 1 | 4 | 7 | 44.242 |
| Brewere, Scottie | 8 | 0 | | 1 | 4 | 8 | |

Car# 11 12 13 14 15 16 17 18 19 20

Brewere Layman

12. 1/30.983
12/6:25.6

2/31.889
12/6:31.7

Top Qualifiers

| | <u>Qual#</u> | <u>Laps</u> | <u>Race Time (Difference)</u> | | <u>Round</u> | <u>Race</u> | <u>Pos in Race</u> | <u>Fast Lap</u> |
|-------------------|--------------|-------------|-------------------------------|-------|--------------|-------------|--------------------|-----------------|
| Brewere, Scottie | 1 | 12 | 6:25.663 | | 1 | 5 | 1 | 28.855 |
| Layman, Chaz | 2 | 12 | 6:31.764 | 6.101 | 1 | 5 | 2 | 30.042 |
| Youree, Kevin | 3 | 11 | 6:17.201 | | 1 | 5 | 3 | 31.092 |
| Bustillos, Albert | 4 | 10 | 6:13.459 | | 1 | 5 | 4 | 32.889 |
| Barrova, Brandon | 5 | 10 | 6:39.067 | 25.60 | 1 | 5 | 5 | 36.264 |
| Peer, Brandon | 6 | 8 | 6:05.054 | | 1 | 5 | 6 | 35.791 |
| Peer, Josh | 7 | 8 | 6:05.399 | 0.345 | 1 | 5 | 7 | 40.464 |
| Hinesly, Barrett | 8 | 8 | 6:10.377 | 4.978 | 1 | 5 | 8 | 40.576 |
| Wolfe, Brandon | 9 | 6 | 5:41.101 | | 1 | 5 | 9 | 50.362 |
| Cardenas, Victor | 10 | 0 | | | 1 | 5 | 10 | |

1-8 Nitro Buggy

Round 1



Thanks for coming!

Ser#21718

Timing and Scoring by www.RCScorePro.com

| Sponsor | Driver Name | Car | Pos | Laps | Race Time | Behind | Fast Lap | Average Top 5 | Top 10 | Top 15 | Q# |
|---------|------------------|-----|-----|------|-----------|--------|----------|------------------|--------|--------|----|
| | Brewere, Scottie | 1 | 1 | 12 | 6:23.563 | | 30.338 | 30.609 | 31.221 | | 1 |
| | Wilburn, Joshua | 7 | 2 | 11 | 6:12.836 | | 31.340 | 31.721 | 33.400 | | 2 |
| | Havins, Derek | 4 | 3 | 11 | 6:19.158 | 6.322 | 30.655 | 32.206 | 33.880 | | 3 |
| | Trainer, Sean | 2 | 4 | 9 | 6:26.507 | | 36.454 | 39.067 | | | 4 |
| | Beck, Brian | 3 | 5 | 5 | 2:40.880 | | 30.274 | 32.176 | | | 5 |
| | Johnson, Mchael | 5 | 6 | 0 | | | | | | | 6 |
| | Eubanks, Jason | 6 | 7 | 0 | | | | | | | 7 |

| Car# | 1 | 2 | 3 | 4 | 5 | 6 | 7 | 8 | 9 | 10 |
|------|-----------------------|----------------------|-----------------------|-----------------------|---------|---------|-----------------------|---|---|----|
| | Brewere | Trainer | Beck | Havins | Johnson | Eubanks | Wilburn | | | |
| 1. | 2/31.231 12/6:14.7 | 5/56.043 7/6:32.2 | 1/30.274 12/6:03.2 | 3/34.784 11/6:22.5 | | | 4/38.576 10/6:25.7 | | | |
| 2. | 2/31.760 12/6:17.9 | 5/36.507 8/6:10.1 | 1/32.567 12/6:17.0 | 3/33.008 11/6:12.8 | | | 4/31.809 11/6:27.1 | | | |
| 3. | 2/30.707 12/6:14.8 | 5/46.385 8/6:10.5 | 1/30.410 12/6:13.0 | 3/30.655 11/6:00.9 | | | 4/31.340 11/6:13.0 | | | |
| 4. | 1/30.338 12/6:12.1 | 5/36.732 9/6:35.2 | 2/32.026 12/6:15.8 | 3/33.001 11/6:01.4 | | | 4/31.783 11/6:07.1 | | | |
| 5. | 1/33.144 12/6:17.2 | 5/45.425 9/6:37.9 | 2/35.603 12/6:26.1 | 3/32.015 12/6:32.3 | | | 4/36.968 11/6:15.0 | | | |
| 6. | 1/30.822 12/6:16.0 | 4/43.320 9/6:36.6 | | 2/33.773 11/6:01.6 | | | 3/34.426 11/6:15.6 | | | |
| 7. | 1/30.348 12/6:14.3 | 4/36.454 9/6:26.8 | | 2/38.304 11/6:10.1 | | | 3/38.839 11/6:23.0 | | | |
| 8. | 1/38.213 12/6:24.8 | 4/42.617 9/6:26.4 | | 2/37.904 11/6:15.9 | | | 3/31.909 11/6:19.0 | | | |
| 9. | 1/31.620 12/6:24.2 | 4/43.024 9/6:26.5 | | 2/32.516 11/6:13.9 | | | 3/33.445 11/6:17.7 | | | |
| 10. | 1/32.948 12/6:25.3 | | | 3/40.357 11/6:20.9 | | | 2/31.765 11/6:14.9 | | | |
| 11. | 1/31.603 12/6:24.7 | | | 3/32.841 11/6:19.1 | | | 2/31.976 11/6:12.8 | | | |
| 12. | 1/30.829 12/6:23.5 | | | | | | | | | |

| Top Qualifiers | Qual# | Laps | Race Time (Difference) | Round | Race | Pos in Race | Fast Lap |
|------------------|-------|------|------------------------|-------|------|-------------|----------|
| Brewere, Scottie | 1 | 12 | 6:23.563 | 1 | 6 | 1 | 30.338 |
| Wilburn, Joshua | 2 | 11 | 6:12.836 | 1 | 6 | 2 | 31.340 |
| Havins, Derek | 3 | 11 | 6:19.158 6.322 | 1 | 6 | 3 | 30.655 |
| Trainer, Sean | 4 | 9 | 6:26.507 | 1 | 6 | 4 | 36.454 |
| Beck, Brian | 5 | 5 | 2:40.880 | 1 | 6 | 5 | 30.274 |
| Johnson, Michael | 6 | 0 | | 1 | 6 | 6 | |
| Eubanks, Jason | 6 | 0 | 0.000 | 1 | 6 | 7 | |

1-8 Nitro Buggy

Round 1



Top Qualifier is Brewere, Scottie 12/6: 23.563 (Rnd 1)



Thanks for coming!

Ser#21718

Timing and Scoring by www.RCScorePro.com

| Sponsor | Driver Name | Car | Pos | Laps | Race Time | Behind | Fast Lap | Average Top 5 | Top 10 | Top 15 | Q# |
|--|------------------|-----|-----|------|-----------|--------|----------|---------------|--------|--------|----|
|  | Sharp, Keevin | 3 | 1 | 11 | 5:55.121 | | 30.410 | 30.701 | 31.944 | | 2 |
| | Havins, Ken | 2 | 2 | 11 | 6:01.272 | 6.151 | 30.428 | 30.764 | 32.188 | | 3 |
| | Reighley, David | 7 | 3 | 10 | 5:46.404 | | 31.067 | 32.579 | 34.640 | | 6 |
| | Hicks, Chad | 1 | 4 | 10 | 6:34.289 | 47.885 | 33.264 | 34.206 | 35.340 | | 7 |
| | Huey, Bryce | 6 | 5 | 9 | 6:06.002 | | 32.919 | 34.505 | | | 8 |
|  | Roux, Mat | 5 | 6 | 7 | 3:51.675 | | 30.326 | 31.982 | | | 10 |
| | Steadman, Corbin | 4 | 7 | 0 | | | | | | | 14 |

| Car# | 1 | 2 | 3 | 4 | 5 | 6 | 7 | 8 | 9 | 10 |
|------|-----------------------|-----------------------|-----------------------|----------|-----------------------|-----------------------|-----------------------|---|---|----|
| | Hicks | Havins | Sharp | Steadman | Roux | Huey | Reighley | | | |
| 1. | 7/33.967 11/6:13.6 | 5/39.389 10/6:33.8 | 1/30.572 12/6:06.8 | | 2/31.280 12/6:15.3 | 8/39.803 10/6:38.0 | 3/35.653 11/6:32.1 | | | |
| 2. | 5/34.724 11/6:17.7 | 3/30.731 11/6:25.6 | 2/34.558 12/6:30.7 | | 1/30.326 12/6:09.6 | 6/34.954 10/6:13.8 | 4/37.875 10/6:07.6 | | | |
| 3. | 5/36.473 11/6:25.5 | 3/37.003 11/6:32.7 | 2/30.899 12/6:24.1 | | 1/33.937 12/6:22.1 | 6/36.487 10/6:10.7 | 4/37.932 10/6:11.5 | | | |
| 4. | 5/35.391 11/6:26.5 | 3/31.667 11/6:21.6 | 1/31.175 12/6:21.6 | | 2/36.830 11/6:04.0 | 6/34.642 10/6:04.7 | 4/32.047 11/6:34.6 | | | |
| 5. | 5/33.264 11/6:22.4 | 3/30.520 11/6:12.4 | 1/30.410 12/6:18.2 | | 2/32.628 11/6:03.0 | 6/36.067 10/6:03.8 | 4/31.067 11/6:24.0 | | | |
| 6. | 5/36.127 11/6:24.9 | 3/31.498 11/6:08.1 | 1/35.683 12/6:26.6 | | 2/34.934 11/6:06.5 | 6/33.945 11/6:35.8 | 4/33.002 11/6:20.5 | | | |
| 7. | 5/37.893 11/6:29.4 | 2/30.428 11/6:03.3 | 1/30.481 12/6:23.6 | | 3/31.740 11/6:04.0 | 6/32.919 11/6:31.0 | 4/35.988 11/6:22.7 | | | |
| 8. | 4/34.809 11/6:28.6 | 2/33.364 11/6:03.8 | 1/31.143 12/6:22.3 | | | 5/38.825 11/6:35.5 | 3/32.027 11/6:18.9 | | | |
| 9. | 4/34.264 11/6:27.3 | 2/30.956 11/6:01.2 | 1/34.510 12/6:25.9 | | | 5/36.567 10/6:00.2 | 3/36.062 11/6:20.9 | | | |
| 10. | 4/40.892 11/6:33.5 | 2/31.185 12/6:32.0 | 1/32.833 12/6:26.7 | | | | 3/34.751 11/6:21.0 | | | |
| 11. | | 2/34.531 11/6:01.2 | 1/32.857 12/6:27.4 | | | | | | | |

| Top Qualifiers | Qual# | Laps | Race Time (Difference) | Round | Race | Pos in Race | Fast Lap |
|------------------|-------|------|------------------------|-------|------|-------------|----------|
| Brewere, Scottie | 1 | 12 | 6:23.563 | 1 | 6 | 1 | 30.338 |
| Sharp, Keevin | 2 | 11 | 5:55.121 | 1 | 7 | 1 | 30.410 |
| Havins, Ken | 3 | 11 | 6:01.272 6.151 | 1 | 7 | 2 | 30.428 |
| Wilburn, Joshua | 4 | 11 | 6:12.836 11.56 | 1 | 6 | 2 | 31.340 |
| Havins, Derek | 5 | 11 | 6:19.158 6.322 | 1 | 6 | 3 | 30.655 |
| Reighley, David | 6 | 10 | 5:46.404 | 1 | 7 | 3 | 31.067 |
| Hicks, Chad | 7 | 10 | 6:34.289 47.88 | 1 | 7 | 4 | 33.264 |
| Huey, Bryce | 8 | 9 | 6:06.002 | 1 | 7 | 5 | 32.919 |
| Trainer, Sean | 9 | 9 | 6:26.507 20.50 | 1 | 6 | 4 | 36.454 |
| Roux, Mat | 10 | 7 | 3:51.675 | 1 | 7 | 6 | 30.326 |



Thanks for coming!

Ser#21718

Timing and Scoring by www.RCScoringPro.com

| Sponsor | Driver Name | Car | Pos | Laps | Race Time | Behind | Fast Lap | Average Top 5 | Top 10 | Top 15 | Q# |
|---------|------------------|-----|-----|------|-----------|--------|----------|---------------|--------|--------|----|
| | Bryan, Walker | 7 | 1 | 8 | 6:41.649 | | 43.721 | 45.615 | | | |
| | Seaberg, Jay | 8 | 2 | 7 | 7:01.506 | | 49.247 | 56.755 | | | |
| | Sephard, BJ | 6 | 3 | 6 | 6:52.391 | | 57.431 | 67.461 | | | |
| | Bowen, Travis | 4 | 4 | 5 | 4:48.796 | | 42.481 | 57.759 | | | |
| | Steadman, Corbin | 9 | 5 | 1 | 0:53.400 | | 53.400 | | | | |

2wd Short Course Truck

| | | | | | | | | | | |
|-----------------|---|---|---|----------|-------|--------|--------|--|--|---|
| Potter, Wade | 2 | 1 | 9 | 6:07.763 | | 37.341 | 38.015 | | | 1 |
| Mcdonald, James | 1 | 2 | 9 | 6:16.778 | 9.015 | 34.765 | 39.566 | | | 2 |
| Austin, Milz | 5 | 3 | 7 | 6:25.223 | | 50.128 | 53.750 | | | 3 |

| Car# | 1 | 2 | 3 | 4 | 5 | 6 | 7 | 8 | 9 | 10 |
|------|-----------------------|-----------------------|---|----------------------|----------------------|----------------------|----------------------|----------------------|----------------------|----|
| | Mcdonald | Potter | | Bowen | Austin | Sephard | Bryan | Seaberg | Steadman | |
| 1. | 1/34.765 11/6:22.4 | 2/39.213 10/6:32.1 | | 3/45.982 8/6:07.8 | 7/54.811 7/6:23.6 | 8/66.304 6/6:37.7 | 4/52.506 7/6:07.5 | 5/52.749 7/6:09.2 | 6/53.400 7/6:13.8 | |
| 2. | 1/40.913 10/6:18.4 | 2/49.138 9/6:37.5 | | 3/49.927 8/6:23.6 | 6/59.457 7/6:39.9 | 7/75.084 6/7:04.1 | 4/44.315 8/6:27.2 | 5/56.704 7/6:23.0 | | |
| 3. | 1/38.259 10/6:19.7 | 2/37.590 9/6:17.8 | | 4/50.984 8/6:31.7 | 6/57.015 7/6:39.6 | 7/68.443 6/6:59.6 | 3/45.554 8/6:19.6 | 5/49.247 7/6:10.3 | | |
| 4. | 1/42.885 10/6:32.0 | 2/40.207 9/6:13.8 | | 3/42.481 8/6:18.7 | 6/53.208 7/6:32.8 | 7/70.273 6/7:00.1 | 4/48.163 8/6:21.0 | 5/59.845 7/6:22.4 | | |
| 5. | 1/42.587 10/6:38.8 | 2/37.341 9/6:06.2 | | 6/99.422 7/6:44.3 | 4/56.613 7/6:33.5 | 7/57.431 6/6:45.0 | 3/48.215 8/6:22.0 | 5/65.231 7/6:37.2 | | |
| 6. | 1/43.862 9/6:04.9 | 2/43.308 9/6:10.1 | | | 4/50.128 7/6:26.4 | 6/74.856 6/6:52.3 | 3/43.721 8/6:16.6 | 5/68.697 7/6:51.2 | | |
| 7. | 2/47.113 9/6:13.3 | 1/38.034 9/6:06.2 | | | 4/53.991 7/6:25.2 | | 3/72.853 8/6:46.0 | 5/69.033 6/6:01.2 | | |
| 8. | 2/45.090 9/6:17.4 | 1/37.897 9/6:03.0 | | | | | 3/46.322 8/6:41.6 | | | |
| 9. | 2/41.304 9/6:16.7 | 1/45.035 9/6:07.7 | | | | | | | | |

| Top Qualifiers | Qual# | Laps | Race Time (Difference) | Round | Race | Pos in Race | Fast Lap |
|-----------------|-------|------|------------------------|-------|------|-------------|----------|
| Potter, Wade | 1 | 9 | 6:07.763 | 1 | 8 | 1 | 37.341 |
| Mcdonald, James | 2 | 9 | 6:16.778 9.015 | 1 | 8 | 2 | 34.765 |
| Austin, Milz | 3 | 7 | 6:25.223 | 1 | 8 | 4 | 50.128 |

4x4 Short Course Truck

Round 1



Thanks for coming!

Ser#21718

Timing and Scoring by www.RCScoringPro.com

| Sponsor | Driver Name | Car | Pos | Laps | Race Time | Behind | Fast Lap | Average Top 5 | Top 10 | Top 15 | Q# |
|---------|------------------|-----|-----|------|-----------|--------|----------|---------------|--------|--------|----|
| | Havins, Ken | 10 | 1 | 11 | 6:28.496 | | 32.597 | 33.549 | 34.729 | | 1 |
| | Havins, Derek | 2 | 2 | 11 | 6:29.820 | 1.324 | 32.709 | 33.810 | 35.096 | | 2 |
| | Blackwell, Brody | 6 | 3 | 10 | 6:57.256 | | 34.564 | 35.964 | 41.726 | | 3 |
| | Cardenas, Victor | 8 | 4 | 9 | 6:15.225 | | 36.202 | 39.476 | | | 4 |
| | Flack, Wayne | 11 | 5 | 8 | 6:03.035 | | 40.799 | 43.314 | | | 5 |
| | Stroud, Shawn | 5 | 6 | 8 | 6:10.319 | 7.284 | 40.476 | 42.819 | | | 6 |
| | Allen, Bill | 7 | 7 | 8 | 6:18.738 | 15.703 | 43.865 | 45.028 | | | 7 |
| | Huey, Randy | 3 | 8 | 8 | 6:24.557 | 21.522 | 38.870 | 44.040 | | | 8 |
| | Steadman, Chris | 4 | 9 | 7 | 5:22.935 | | 39.697 | 43.242 | | | 9 |
| | Sprinkle, Nathan | 1 | 10 | 7 | 6:45.205 | 82.270 | 41.955 | 49.408 | | | 10 |
| | Brewere, William | 9 | 11 | 4 | 2:50.758 | | 39.099 | | | | 11 |

| Car# | 1 | 2 | 3 | 4 | 5 | 6 | 7 | 8 | 9 | 10 |
|------|------------------------|-----------------------|-----------------------|-----------------------|----------------------|-----------------------|----------------------|----------------------|----------------------|-----------------------|
| | Sprinkle | Havins | Huey | Steadman | Stroud | Blackwell | Allen | Cardenas | Brewere | Havins |
| 1. | 9/47.440 8/6:19.5 | 2/37.330 10/6:13.2 | 3/38.870 10/6:28.6 | 11/48.680 8/6:29.4 | 4/40.580 9/6:05.2 | 1/35.766 11/6:33.4 | 7/43.865 9/6:34.8 | 8/45.757 8/6:06.0 | 6/43.272 9/6:29.4 | 5/41.202 9/6:10.8 |
| 2. | 11/57.420 7/6:07.0 | 2/36.126 10/6:07.2 | 4/43.120 9/6:08.9 | 6/39.697 9/6:37.7 | 8/50.920 8/6:06.0 | 1/34.980 11/6:29.1 | 5/43.980 9/6:35.2 | 7/44.660 8/6:01.6 | 9/48.973 8/6:09.0 | 3/34.796 10/6:20.0 |
| 3. | 11/50.518 7/6:02.5 | 2/33.541 11/6:32.3 | 5/45.602 9/6:22.7 | 9/56.606 8/6:26.6 | 8/45.908 8/6:06.4 | 1/34.564 11/6:26.1 | 7/48.341 8/6:03.1 | 4/37.043 9/6:22.3 | 6/39.414 9/6:34.9 | 3/32.597 10/6:01.9 |
| 4. | 11/100.745 6/6:24.1 | 3/38.859 10/6:04.6 | 6/51.147 9/6:42.1 | 10/43.362 8/6:16.6 | 8/45.064 8/6:04.9 | 1/37.698 11/6:33.2 | 7/44.533 8/6:01.4 | 4/42.424 9/6:22.2 | 5/39.099 9/6:24.2 | 2/34.691 11/6:34.0 |
| 5. | 10/41.955 7/6:57.3 | 2/37.777 10/6:07.2 | 6/56.067 8/6:15.6 | 8/50.117 8/6:21.5 | 9/59.304 8/6:26.8 | 3/41.901 10/6:09.8 | 7/56.009 8/6:18.7 | 4/36.202 9/6:10.9 | | 1/33.494 11/6:28.9 |
| 6. | 10/52.620 7/6:49.1 | 2/34.492 10/6:03.5 | 9/51.900 8/6:22.2 | 5/41.494 8/6:13.2 | 7/42.066 8/6:18.4 | 3/40.833 10/6:16.2 | 8/49.250 8/6:21.3 | 4/41.681 9/6:11.6 | | 1/33.707 11/6:25.8 |
| 7. | 10/54.507 7/6:45.1 | 2/33.948 10/6:00.0 | 7/41.462 8/6:15.0 | 6/42.979 8/6:09.0 | 8/46.001 8/6:16.9 | 3/36.813 10/6:15.0 | 9/45.504 8/6:18.8 | 4/42.132 9/6:12.7 | | 1/38.433 11/6:31.1 |
| 8. | | 2/34.359 11/6:33.8 | 8/56.389 8/6:24.5 | | 6/40.476 8/6:10.3 | 3/42.204 10/6:20.9 | 7/47.256 8/6:18.7 | 4/40.322 9/6:11.4 | | 1/33.464 11/6:28.2 |
| 9. | | 2/35.319 11/6:33.2 | | | | 3/38.449 10/6:21.3 | | 4/45.004 9/6:15.2 | | 1/36.178 11/6:29.3 |
| 10. | | 2/32.709 11/6:29.9 | | | | 3/74.048 9/6:15.5 | | | | 1/34.481 11/6:28.3 |
| 11. | | 2/35.360 11/6:29.8 | | | | | | | | 1/35.453 11/6:28.5 |

| Car# | 11 | 12 | 13 | 14 | 15 | 16 | 17 | 18 | 19 | 20 |
|------|--------------------------------|----|----|----|----|----|----|----|----|----|
| 1. | Flack 10/47.971 8/6:23.7 | | | | | | | | | |
| 2. | 10/49.086 8/6:28.2 | | | | | | | | | |
| 3. | 10/48.023 8/6:26.8 | | | | | | | | | |
| 4. | 9/42.045 8/6:14.2 | | | | | | | | | |
| 5. | 5/44.439 8/6:10.4 | | | | | | | | | |
| 6. | 6/49.358 8/6:14.5 | | | | | | | | | |
| 7. | 5/41.314 8/6:08.2 | | | | | | | | | |
| 8. | 5/40.799 8/6:03.0 | | | | | | | | | |
| 9. | | | | | | | | | | |
| 10. | | | | | | | | | | |
| 11. | | | | | | | | | | |

| | Top Qualifiers | Qual# | Laps | Race Time (Difference) | Round | Race | Pos in Race | Fast Lap |
|--|----------------|-------|------|------------------------|-------|------|-------------|----------|
| | Havins, Ken | 1 | 11 | 6:28.496 | 1 | 9 | 1 | 32.597 |
| | Havins, Derek | 2 | 11 | 6:29.820 1.324 | 1 | 9 | 2 | 32.709 |

| | | | | | | | | |
|------------------|----|----|----------|-------|---|---|----|--------|
| Blackwell, Brody | 3 | 10 | 6:57.256 | | 1 | 9 | 3 | 34.564 |
| Cardenas, Victor | 4 | 9 | 6:15.225 | | 1 | 9 | 4 | 36.202 |
| Flack, Wayne | 5 | 8 | 6:03.035 | | 1 | 9 | 5 | 40.799 |
| Stroud, Shawn | 6 | 8 | 6:10.319 | 7.284 | 1 | 9 | 6 | 40.476 |
| Allen, Bill | 7 | 8 | 6:18.738 | 8.419 | 1 | 9 | 7 | 43.865 |
| Huey, Randy | 8 | 8 | 6:24.557 | 5.819 | 1 | 9 | 8 | 38.870 |
| Steadman, Chris | 9 | 7 | 5:22.935 | | 1 | 9 | 9 | 39.697 |
| Sprinkle, Nathan | 10 | 7 | 6:45.205 | 82.27 | 1 | 9 | 10 | 41.955 |

4x4 Short Course Truck

Top Qualifier is Havins, Ken 11/6: 28.496 (Rnd 1)

Round 1

10

Thanks for coming!

Ser#21718

Timing and Scoring by www.RCScoringPro.com

| Sponsor | Driver Name | Car | Pos | Laps | Race Time | Behind | Fast Lap | Average Top 5 | Top 10 | Top 15 | Q# |
|---------|------------------|-----|-----|------|-----------|--------|----------|---------------|--------|--------|----|
| | Brewere, Scottie | 4 | 1 | 11 | 6:30.410 | | 31.455 | 32.685 | 34.608 | | 3 |
| | Fiedler, Shane | 1 | 2 | 10 | 6:05.548 | | 32.687 | 34.397 | 36.555 | | 4 |
| | Heddin, Tyler | 12 | 3 | 10 | 6:05.849 | 0.301 | 33.882 | 34.606 | 36.585 | | 5 |
| | McDonald, James | 8 | 4 | 10 | 6:13.348 | 7.800 | 33.603 | 35.495 | 37.335 | | 6 |
| | Woodruff, Woody | 5 | 5 | 10 | 6:34.759 | 29.211 | 34.864 | 36.348 | 39.476 | | 7 |
| | Barraza, Brandon | 3 | 6 | 9 | 6:19.882 | | 37.846 | 39.376 | | | 10 |
| | Hargues, Mke | 7 | 7 | 9 | 6:23.385 | 3.503 | 36.383 | 39.925 | | | 11 |
| | Potter, Wade | 6 | 8 | 9 | 6:32.734 | 12.852 | 35.519 | 38.170 | | | 12 |
| | Peer, Josh | 2 | 9 | 9 | 6:37.327 | 17.445 | 39.122 | 42.150 | | | 13 |
| | Bryan, Walker | 9 | 10 | 6 | 4:35.765 | | 42.802 | 45.023 | | | 20 |
| | McDonald, Kevin | 10 | 11 | 6 | 4:41.110 | 5.345 | 37.354 | 43.448 | | | 21 |
| | Bowen, Travis | 11 | 12 | 4 | 3:09.776 | | 41.932 | | | | 23 |

| Car# 1 | 2 | 3 | 4 | 5 | 6 | 7 | 8 | 9 | 10 |
|---------------------------|-----------------------|-----------------------|-----------------------|-----------------------|-----------------------|-----------------------|-----------------------|-----------------------|-----------------------|
| Fiedler | Peer | Barraza | Brewere | Woodruff | Potter | Hargues | McDonald | Bryan | McDonald |
| 1. 1/32.687 12/6:32.2 | 6/39.122 10/6:31.1 | 11/49.393 8/6:35.1 | 5/38.168 10/6:21.7 | 2/34.864 11/6:23.4 | 10/47.148 8/6:17.1 | 8/41.505 9/6:13.5 | 3/36.841 10/6:08.4 | 12/50.648 8/6:45.1 | 4/37.354 10/6:13.5 |
| 2. 4/44.212 10/6:24.5 | 7/45.164 9/6:19.3 | 11/38.388 9/6:35.0 | 5/42.917 9/6:04.9 | 1/36.219 11/6:30.9 | 6/35.519 9/6:12.0 | 8/43.286 9/6:21.5 | 3/38.546 10/6:16.9 | 12/43.920 8/6:18.2 | 10/48.794 9/6:27.6 |
| 3. 4/38.102 10/6:23.3 | 7/44.920 9/6:27.6 | 11/47.580 8/6:00.9 | 5/34.211 10/6:24.3 | 2/39.161 10/6:07.4 | 6/44.434 9/6:21.3 | 8/45.991 9/6:32.3 | 1/33.603 10/6:03.2 | 12/44.273 8/6:10.2 | 10/45.141 9/6:33.8 |
| 4. 5/34.300 10/6:13.2 | 8/46.568 9/6:35.4 | 9/40.842 9/6:36.4 | 3/31.455 10/6:06.8 | 1/35.056 10/6:03.2 | 6/41.030 9/6:18.2 | 7/42.648 9/6:30.2 | 4/38.801 10/6:09.4 | 11/44.988 8/6:07.6 | 10/48.520 9/6:44.5 |
| 5. 3/36.092 10/6:10.7 | 9/41.667 9/6:31.3 | 7/37.846 9/6:25.2 | 1/32.566 11/6:34.5 | 5/44.332 10/6:19.2 | 6/40.101 9/6:14.8 | 10/46.294 9/6:35.4 | 4/39.895 10/6:15.3 | 11/42.802 8/6:02.6 | 8/37.430 9/6:31.0 |
| 6. 3/39.367 10/6:14.6 | 8/44.860 9/6:33.4 | 7/41.464 9/6:23.2 | 1/33.681 11/6:30.5 | 5/40.728 10/6:23.9 | 6/37.553 9/6:08.6 | 9/48.191 9/6:41.8 | 4/39.956 10/6:19.3 | 10/49.134 8/6:07.6 | 11/63.871 8/6:14.8 |
| 7. 3/35.488 10/6:11.7 | 8/44.094 9/6:33.9 | 7/44.563 9/6:25.8 | 1/33.677 11/6:27.6 | 5/39.917 10/6:26.1 | 6/36.645 9/6:03.1 | 9/40.551 9/6:36.6 | 4/33.921 10/6:13.6 | | |
| 8. 3/33.769 10/6:07.5 | 9/41.005 9/6:30.8 | 7/39.568 9/6:22.0 | 1/33.272 11/6:24.9 | 5/41.830 10/6:30.1 | 6/55.173 9/6:19.8 | 8/36.383 9/6:27.9 | 4/34.733 10/6:10.3 | | |
| 9. 2/35.789 10/6:06.4 | 9/49.927 9/6:37.3 | 6/40.238 9/6:19.8 | 1/32.651 11/6:22.0 | 5/36.438 10/6:27.2 | 8/55.131 9/6:32.7 | 7/38.536 9/6:23.3 | 4/38.675 10/6:12.1 | | |
| 10. 2/35.742 10/6:05.5 | | | 1/33.479 11/6:20.6 | 5/46.214 10/6:34.7 | | | 4/38.377 10/6:13.3 | | |
| 11. | | | 1/44.333 11/6:30.4 | | | | | | |

| Car# 11 | 12 | 13 | 14 | 15 | 16 | 17 | 18 | 19 | 20 |
|--------------------------|-----------------------|----|----|----|----|----|----|----|----|
| Bowen | Heddin | | | | | | | | |
| 1. 9/42.946 9/6:26.5 | 7/39.620 10/6:36.1 | | | | | | | | |
| 2. 9/41.932 9/6:21.9 | 2/35.039 10/6:13.2 | | | | | | | | |
| 3. 9/45.979 9/6:32.5 | 3/36.905 10/6:11.8 | | | | | | | | |
| 4. 12/58.919 8/6:19.5 | 2/34.213 10/6:04.4 | | | | | | | | |
| 5. | 2/39.105 10/6:09.7 | | | | | | | | |
| 6. | 2/35.234 10/6:06.8 | | | | | | | | |
| 7. | 2/33.882 10/6:02.8 | | | | | | | | |
| 8. | 2/34.661 10/6:00.8 | | | | | | | | |
| 9. | 3/41.685 10/6:07.0 | | | | | | | | |
| 10. | 3/35.505 10/6:05.8 | | | | | | | | |
| 11. | | | | | | | | | |

| Top Qualifiers | Qual# | Laps | Race Time (Difference) | Round | Race | Pos in Race | Fast Lap |
|----------------|-------|------|------------------------|-------|------|-------------|----------|
| Havins, Ken | 1 | 11 | 6:28.496 | 1 | 9 | 1 | 32.597 |

| | | | | | | | | |
|------------------|----|----|----------|-------|---|----|---|--------|
| Havins, Derek | 2 | 11 | 6:29.820 | 1.324 | 1 | 9 | 2 | 32.709 |
| Brewere, Scottie | 3 | 11 | 6:30.410 | 0.590 | 1 | 10 | 1 | 31.455 |
| Fiedler, Shane | 4 | 10 | 6:05.548 | | 1 | 10 | 2 | 32.687 |
| Heddin, Tyler | 5 | 10 | 6:05.849 | 0.301 | 1 | 10 | 3 | 33.882 |
| Mcdonald, James | 6 | 10 | 6:13.348 | 7.499 | 1 | 10 | 4 | 33.603 |
| Woodruff, Woody | 7 | 10 | 6:34.759 | 21.41 | 1 | 10 | 5 | 34.864 |
| Blackwell, Brody | 8 | 10 | 6:57.256 | 22.49 | 1 | 9 | 3 | 34.564 |
| Cardenas, Victor | 9 | 9 | 6:15.225 | | 1 | 9 | 4 | 36.202 |
| Barraza, Brandon | 10 | 9 | 6:19.882 | 4.657 | 1 | 10 | 6 | 37.846 |

4x4 Short Course Truck

Top Qualifier is Havins, Ken 11/6: 28.496 (Rnd 1)

Round 1

11

Thanks for coming!

Ser#21718

Timing and Scoring by www.RCScoringPro.com

| Sponsor | Driver Name | Car | Pos | Laps | Race Time | Behind | Fast Lap | Average Top 5 | Top 10 | Top 15 | Q# |
|---------|-------------------|-----|-----|------|-----------|--------|----------|---------------|--------|--------|----|
| | Lemarr, Ryan | 4 | 1 | 10 | 6:08.380 | | 34.609 | 35.608 | 36.838 | | 6 |
| | Hicks, Chad | 3 | 2 | 10 | 6:10.906 | 2.526 | 34.107 | 34.870 | 37.091 | | 7 |
| | Beck, Brian | 7 | 3 | 10 | 6:17.098 | 8.718 | 34.028 | 35.345 | 37.710 | | 9 |
| | Huey, Bryce | 9 | 4 | 10 | 6:22.761 | 14.381 | 35.599 | 36.367 | 38.276 | | 10 |
| | Raymer, Justin | 5 | 5 | 9 | 6:16.824 | | 36.236 | 38.446 | | | 14 |
| | Bustillos, Albert | 11 | 6 | 9 | 6:18.022 | 1.198 | 34.938 | 39.898 | | | 15 |
| | Steadman, Corbin | 1 | 7 | 8 | 6:30.297 | | 42.800 | 45.210 | | | 24 |
| | Hinesly, Barrett | 8 | 8 | 5 | 3:49.065 | | 38.388 | 45.813 | | | 29 |
| | Youree, Kevin | 10 | 9 | 3 | 1:53.914 | | 35.496 | | | | 32 |
| | Wilburn, Josh | 6 | 10 | 2 | 1:07.457 | | 33.628 | | | | 33 |
| | Shelton, Kevin | 2 | 11 | 0 | | | | | | | 34 |

| Car# | 1 | 2 | 3 | 4 | 5 | 6 | 7 | 8 | 9 | 10 |
|------|-----------------------|---------|-----------------------|-----------------------|-----------------------|-----------------------|-----------------------|-----------------------|-----------------------|-----------------------|
| | Steadman | Shelton | Hicks | Lemarr | Raymer | Wilburn | Beck | Hinesly | Huey | Youree |
| 1. | 9/45.061 8/6:00.4 | | 6/41.714 9/6:15.3 | 2/35.937 11/6:35.3 | 5/41.289 9/6:11.6 | 1/33.829 11/6:12.1 | 7/41.907 9/6:17.1 | 3/38.388 10/6:23.8 | 4/39.745 10/6:37.4 | 8/42.249 9/6:20.2 |
| 2. | 10/48.109 8/6:12.6 | | 4/34.107 10/6:19.0 | 2/36.641 10/6:02.8 | 5/36.454 10/6:28.6 | 1/33.628 11/6:11.0 | 6/36.110 10/6:30.0 | 8/48.644 9/6:31.6 | 3/35.599 10/6:16.7 | 7/36.169 10/6:32.1 |
| 3. | 9/46.275 8/6:11.8 | | 5/38.626 10/6:21.5 | 2/40.276 10/6:16.1 | 6/47.316 9/6:15.1 | | 3/34.991 10/6:16.7 | 7/38.487 9/6:16.5 | 1/36.502 10/6:12.8 | 4/35.496 10/6:19.6 |
| 4. | 8/45.415 8/6:09.7 | | 3/35.499 10/6:14.8 | 2/36.830 10/6:14.2 | 5/47.077 9/6:27.3 | | 4/37.932 10/6:17.3 | 7/53.612 9/6:43.0 | 1/36.765 10/6:11.5 | |
| 5. | 8/51.416 8/6:18.0 | | 1/35.077 10/6:10.0 | 3/39.224 10/6:17.8 | 5/41.761 9/6:25.0 | | 4/40.115 10/6:22.1 | 7/49.934 8/6:06.4 | 2/38.257 10/6:13.7 | |
| 6. | 7/46.499 8/6:17.0 | | 3/42.824 10/6:19.7 | 2/37.367 10/6:17.1 | 6/46.617 9/6:30.7 | | 4/37.115 10/6:20.2 | | 1/39.057 10/6:16.5 | |
| 7. | 7/42.800 8/6:12.0 | | 3/34.974 10/6:15.4 | 1/34.609 10/6:12.6 | 6/43.584 9/6:30.9 | | 4/38.475 10/6:20.9 | | 2/36.377 10/6:14.7 | |
| 8. | 7/64.722 8/6:30.3 | | 2/35.318 10/6:12.6 | 1/35.997 10/6:11.1 | 6/36.490 9/6:23.1 | | 4/41.942 10/6:25.7 | | 3/45.421 10/6:24.6 | |
| 9. | | | 2/37.895 10/6:13.3 | 1/36.047 10/6:09.9 | 5/36.236 9/6:16.8 | | 3/34.028 10/6:20.6 | | 4/38.444 10/6:24.6 | |
| 10. | | | 2/34.872 10/6:10.9 | 1/35.452 10/6:08.3 | | | 3/34.483 10/6:17.1 | | 4/36.594 10/6:22.7 | |

| Car# | 11 | 12 | 13 | 14 | 15 | 16 | 17 | 18 | 19 | 20 |
|------|-----------------------|----|----|----|----|----|----|----|----|----|
| | Bustillos | | | | | | | | | |
| 1. | 10/45.415 8/6:03.2 | | | | | | | | | |
| 2. | 9/46.282 8/6:06.8 | | | | | | | | | |
| 3. | 8/41.853 9/6:40.6 | | | | | | | | | |
| 4. | 6/42.077 9/6:35.1 | | | | | | | | | |
| 5. | 6/43.383 9/6:34.2 | | | | | | | | | |
| 6. | 5/39.850 9/6:28.2 | | | | | | | | | |
| 7. | 5/34.938 9/6:17.7 | | | | | | | | | |
| 8. | 5/40.772 9/6:16.3 | | | | | | | | | |
| 9. | 6/43.452 9/6:18.0 | | | | | | | | | |
| 10. | | | | | | | | | | |

| | Top Qualifiers | Qual# | Laps | Race Time (Difference) | Round | Race | Pos in Race | Fast Lap |
|--|------------------|-------|------|------------------------|-------|------|-------------|----------|
| | Havins, Ken | 1 | 11 | 6:28.496 | 1 | 9 | 1 | 32.597 |
| | Havins, Derek | 2 | 11 | 6:29.820 1.324 | 1 | 9 | 2 | 32.709 |
| | Brewere, Scottie | 3 | 11 | 6:30.410 0.590 | 1 | 10 | 1 | 31.455 |
| | Fiedler, Shane | 4 | 10 | 6:05.548 | 1 | 10 | 2 | 32.687 |
| | Heddin, Tyler | 5 | 10 | 6:05.849 0.301 | 1 | 10 | 3 | 33.882 |

| | | | | | | | | |
|-----------------|----|----|----------|-------|---|----|---|--------|
| Lemarr, Ryan | 6 | 10 | 6:08.380 | 2.531 | 1 | 11 | 1 | 34.609 |
| Hicks, Chad | 7 | 10 | 6:10.906 | 2.526 | 1 | 11 | 2 | 34.107 |
| Mcdonald, James | 8 | 10 | 6:13.348 | 2.442 | 1 | 10 | 4 | 33.603 |
| Beck, Brian | 9 | 10 | 6:17.098 | 3.750 | 1 | 11 | 3 | 34.028 |
| Huey, Bryce | 10 | 10 | 6:22.761 | 5.663 | 1 | 11 | 4 | 35.599 |