



Thanks for coming!

Ser#21718

Timing and Scoring by www.RCScoringPro.com

Sponsor	Driver Name	Car	Pos	Laps	Race Time	Behind	Fast Lap	Average Top 5	Top 10	Top 15	Q#
	Black, Bo	1	1	9	6:33.810		40.354	41.613			1
	Allen, Bill	4	2	8	6:15.962		42.244	43.767			2
	Maas, Mason	5	3	8	6:18.775	2.813	40.469	44.372			3
	Barker, Austin	3	4	6	4:22.321		43.191	43.550			4

2wd Short Course Truck

Car#	1	2	3	4	5	6	7	8	9	10
	Black		Barker	Allen	Maas		Mcdonald			
1.	3/46.817 8/6:14.5		2/43.592 9/6:32.3	4/52.640 7/6:08.4	5/54.067 7/6:18.4		1/39.500 10/6:35.0			
2.	3/45.788 8/6:10.3		2/43.831 9/6:33.3	5/48.324 8/6:43.8	4/45.847 8/6:39.6		1/37.558 10/6:25.3			
3.	3/41.269 9/6:41.6		2/43.191 9/6:31.8	4/43.374 8/6:24.9	5/45.951 8/6:28.9		1/40.568 10/6:32.1			
4.	3/48.731 8/6:05.1		2/43.831 9/6:32.4	5/56.161 8/6:41.0	4/40.469 8/6:12.6		1/39.673 10/6:33.2			
5.	3/43.992 8/6:02.5		2/44.569 9/6:34.2	5/42.704 8/6:29.1	4/49.012 8/6:16.5		1/39.454 10/6:33.5			
6.	3/41.276 9/6:41.8		2/43.307 9/6:33.4	5/44.679 8/6:23.8	4/43.409 8/6:11.6		1/37.872 10/6:31.0			
7.	2/41.174 9/6:37.3			4/45.836 8/6:21.3	3/53.834 8/6:20.1		1/38.198 10/6:29.7			
8.	2/40.354 9/6:33.0			3/42.244 8/6:15.9	4/46.186 8/6:18.7		1/36.996 10/6:27.2			
9.	2/44.409 9/6:33.8						1/36.814 10/6:25.1			
10.							1/39.620 10/6:26.2			

1-8 Electric Buggy

Round 1

2

Thanks for coming!

Ser#21718

Timing and Scoring by www.RCScoringPro.com

Sponsor	Driver Name	Car	Pos	Laps	Race Time	Behind	Fast Lap	Average Top 5	Top 10	Top 15	Q#
	Hudspeth, Shawn	6	1	11	6:18.900		32.153	32.752	34.146		1
	Huey, Bryce	4	2	11	6:23.248	4.348	31.122	32.518	34.277		2
	Pursley, Derrick	10	3	10	6:06.061		33.127	34.006	36.606		3
	Huey, Randy	11	4	10	6:25.540	19.479	35.920	36.551	38.554		4
	Maas, Mason	9	5	9	6:03.105		35.884	37.134			5
	Hargues, Mke	8	6	9	6:06.547	3.442	33.910	37.106			6
	Raymer, Justin	2	7	8	5:33.437		34.456	39.345			7
	Mbnhan, Aaron	5	8	8	6:03.983	30.546	37.000	41.212			8
	Adams, Jim	7	9	6	3:41.103		33.235	35.642			9
	Cardenas, Victor	3	10	0							10
	Corley, Brian	12	11	0							11
	Huey, Ben	1	12	0							12

Car# 1	2	3	4	5	6	7	8	9	10
Huey	Raymer	Cardenas	Huey	Monhan	Hudspeth	Adams	Hargues	Maas	Pursley
1.	8/47.503 8/6:20.0		3/35.774 11/6:33.4	9/53.818 7/6:16.7	2/34.408 11/6:18.5	1/33.235 11/6:05.5	6/41.583 9/6:14.2	7/46.981 8/6:15.8	5/39.790 10/6:37.8
2.	8/39.520 9/6:31.5		4/40.475 10/6:21.2	9/43.675 8/6:29.9	1/36.054 11/6:27.5	3/42.895 10/6:20.6	5/38.237 10/6:39.0	7/36.596 9/6:16.1	2/33.170 10/6:04.7
3.	8/42.851 9/6:29.6		3/33.161 10/6:04.6	9/42.642 8/6:13.6	1/33.844 11/6:22.4	4/36.093 10/6:14.0	5/39.288 10/6:37.0	6/35.884 10/6:38.1	2/35.468 10/6:01.4
4.	8/40.455 9/6:23.2		3/32.704 11/6:30.8	9/46.342 8/6:12.9	1/32.153 11/6:15.2	4/36.425 10/6:11.6	5/33.910 10/6:22.5	7/42.818 9/6:05.1	2/33.488 11/6:30.2
5.	8/34.456 9/6:08.6		3/38.767 10/6:01.7	9/37.326 9/6:42.8	1/32.577 11/6:11.8	4/36.418 10/6:10.1	7/50.490 9/6:06.3	6/37.207 10/6:38.9	2/33.127 11/6:25.0
6.	8/46.360 9/6:16.7		2/31.122 11/6:28.6	9/57.765 8/6:15.4	1/36.534 11/6:16.8	4/36.037 10/6:08.5	7/46.410 9/6:14.8	6/37.825 10/6:35.5	3/42.243 10/6:02.1
7.	7/40.918 9/6:15.5		2/34.849 11/6:27.9	8/37.000 8/6:04.0	1/37.439 11/6:21.8		6/37.600 9/6:09.6	5/49.454 9/6:08.6	3/35.739 10/6:01.4
8.	7/41.374 9/6:15.1		2/32.471 11/6:24.0	8/45.415 8/6:03.9	1/34.370 11/6:21.3		5/36.497 9/6:04.5	6/38.157 9/6:05.5	3/42.097 10/6:08.8
9.			2/36.267 11/6:25.7		1/32.632 11/6:18.9		6/42.532 9/6:06.5	5/38.183 9/6:03.1	3/36.162 10/6:08.0
10.			2/33.134 11/6:23.5		1/36.336 11/6:20.9				3/34.777 10/6:06.0
11.			2/34.524 11/6:23.2		1/32.553 11/6:18.8				

Car# 11	12	13	14	15	16	17	18	19	20
Huey	Corley								
1.	4/39.148 10/6:31.5								
2.	6/43.554 9/6:12.1								
3.	7/37.762 9/6:01.3								
4.	6/35.920 10/6:30.9								
5.	5/35.941 10/6:24.6								
6.	5/38.275 10/6:24.3								
7.	4/36.673 10/6:21.8								
8.	4/36.461 10/6:19.6								
9.	4/38.165 10/6:19.8								
10.	4/43.641 10/6:25.5								
11.									

Top Qualifiers	Qual#	Laps	Race Time (Difference)	Round	Race	Pos in Race	Fast Lap
Hudspeth, Shawn	1	11	6:18.900	1	2	1	32.153

Huey, Bryce	2	11	6:23.248	4.348	1	2	2	31.122
Pursley, Derrick	3	10	6:06.061		1	2	3	33.127
Huey, Randy	4	10	6:25.540	19.47	1	2	4	35.920
Maas, Mason	5	9	6:03.105		1	2	5	35.884
Hargues, Mike	6	9	6:06.547	3.442	1	2	6	33.910
Raymer, Justin	7	8	5:33.437		1	2	7	34.456
Monhan, Aaron	8	8	6:03.983	30.54	1	2	8	37.000
Adams, Jim	9	6	3:41.103		1	2	9	33.235
Cardenas, Victor	10	0			1	2	10	

1-8 Electric Buggy

Top Qualifier is Hudspeth, Shawn 11/6: 18.900 (Rnd 1)



Round 1

3

Thanks for coming!

Ser#21718

Timing and Scoring by www.RCScoringPro.com

Sponsor	Driver Name	Car	Pos	Laps	Race Time	Behind	Fast Lap	Average Top 5	Top 10	Top 15	Q#
	Beck, Brian	5	1	12	6:08.147		29.639	30.056	30.425		1
	Havins, Ken	4	2	12	6:12.165	4.018	29.256	29.968	30.623		2
	Sharp, Keevin	7	3	12	6:26.225	18.078	29.835	30.012	30.540		3
	Roux, Mat	13	4	11	6:00.980		30.111	30.742	32.008		4
	Fiedler, Shane	1	5	11	6:03.324	2.344	30.309	30.589	32.551		5
	Green, Robert	12	6	11	6:10.736	9.756	30.683	31.320	32.518		6
	Wilburn, Josh	8	7	11	6:22.520	21.540	31.247	32.081	34.068		8
	Brewere, Scottie	9	8	11	6:29.493	28.513	30.250	33.103	34.849		10
	Hicks, Chad	11	9	11	6:30.839	29.859	31.567	33.146	34.575		11
	Wilburn, Brian	2	10	10	6:02.073		29.078	32.687	36.207		12
	Woodruff, Woody	10	11	10	6:02.330	0.257	30.942	32.217	36.233		13
	Corley, Brian	14	12	9	6:05.223		34.481	37.455			17
	Shelton, Kevin	6	13	8	4:26.198		29.878	30.776			19
	Pursley, Nick	3	14	8	5:55.203	89.005	37.151	40.553			21

Car# 1	2	3	4	5	6	7	8	9	10
Fiedler	Wilburn	Pursley	Havins	Beck	Shelton	Sharp	Wilburn	Brewere	Woodruff
1. 2/30.311 12/6:03.7	1/29.078 13/6:18.0	14/47.572 8/6:20.5	4/32.067 12/6:24.8	3/30.965 12/6:11.5	13/46.026 8/6:08.2	8/40.013 9/6:00.0	6/37.196 10/6:12.0	5/34.242 11/6:16.6	10/44.013 9/6:36.0
2. 1/30.309 12/6:03.7	4/37.104 11/6:03.9	14/49.612 8/6:28.7	3/30.151 12/6:13.3	2/30.672 12/6:09.8	11/31.877 10/6:29.5	7/29.921 11/6:24.6	6/32.106 11/6:21.1	8/36.767 11/6:30.5	9/30.942 10/6:14.7
3. 1/30.940 12/6:06.2	6/34.521 11/6:09.2	14/37.151 9/6:43.0	3/30.328 12/6:10.1	2/30.619 12/6:09.0	10/29.878 11/6:35.1	5/30.322 11/6:07.6	8/33.462 11/6:16.7	7/31.580 11/6:16.1	9/31.592 11/6:30.6
4. 3/37.817 12/6:28.1	9/41.719 11/6:31.6	14/39.064 9/6:30.1	1/30.709 12/6:09.7	2/32.592 12/6:14.5	6/30.961 11/6:21.5	4/32.142 11/6:04.1	8/39.121 11/6:30.1	10/41.006 11/6:34.8	12/41.586 10/6:10.3
5. 5/36.477 11/6:04.8	11/38.788 10/6:02.4	14/40.544 9/6:25.0	1/29.256 12/6:06.0	2/29.849 12/6:11.2	6/30.757 11/6:12.8	3/30.714 12/6:31.4	8/31.778 11/6:22.0	10/36.991 10/6:01.1	9/31.853 11/6:35.9
6. 5/30.843 11/6:00.6	12/34.920 10/6:00.2	14/45.749 9/6:29.5	2/32.855 12/6:10.7	1/29.639 12/6:08.6	6/30.405 11/6:06.4	3/29.846 12/6:25.9	8/33.352 11/6:19.5	10/33.902 11/6:33.2	9/34.307 11/6:32.8
7. 5/30.541 12/6:29.5	11/37.316 10/6:02.0	14/55.254 9/6:44.9	2/30.549 12/6:10.1	1/31.304 12/6:09.6	6/33.401 11/6:06.6	3/30.136 12/6:22.4	8/36.478 11/6:22.6	9/35.540 11/6:32.9	12/41.991 10/6:06.1
8. 5/34.812 11/6:00.3	9/29.867 11/6:29.5	14/40.257 9/6:39.5	2/31.983 12/6:11.8	1/30.114 12/6:08.6	6/32.893 11/6:06.0	3/30.923 12/6:21.0	8/34.016 11/6:21.5	10/35.954 11/6:33.2	12/39.346 10/6:09.5
9. 5/31.833 12/6:31.8	10/43.711 10/6:03.3		2/30.213 12/6:10.8	1/31.155 12/6:09.2		3/29.835 12/6:18.4	7/31.922 11/6:18.1	9/35.752 11/6:33.2	11/33.157 10/6:05.3
10. 5/32.779 12/6:31.9	10/35.049 10/6:02.0		2/33.084 12/6:13.4	1/30.465 12/6:08.8		3/31.067 12/6:17.9	7/31.247 11/6:14.7	9/37.509 11/6:35.1	11/33.543 10/6:02.3
11. 5/36.662 11/6:03.3			2/29.893 12/6:12.0	1/30.213 12/6:08.2		3/40.816 12/6:28.0	7/41.842 11/6:22.5	8/30.250 11/6:29.4	
12.			2/31.077 12/6:12.1	1/30.560 12/6:08.1		3/30.490 12/6:26.2			

Car# 11	12	13	14	15	16	17	18	19	20
Hicks	Green	Roux	Corley						
1. 11/45.092 8/6:00.7	12/45.558 8/6:04.4	7/37.513 10/6:15.0	9/42.524 9/6:22.6						
2. 12/34.537 10/6:38.1	10/32.041 10/6:28.0	5/31.523 11/6:19.7	13/41.994 9/6:20.3						
3. 12/33.459 10/6:16.9	11/31.506 10/6:03.6	4/30.995 11/6:06.7	13/41.567 9/6:18.2						
4. 11/34.495 10/6:08.9	7/32.207 11/6:28.6	5/32.935 11/6:05.6	13/44.477 9/6:23.7						
5. 12/34.796 10/6:04.7	7/30.683 11/6:18.3	4/31.252 11/6:01.2	13/34.481 9/6:09.0						
6. 11/32.951 11/6:34.7	7/31.400 11/6:12.8	4/30.375 12/6:29.1	13/37.315 9/6:03.5						
7. 10/37.479 10/6:01.1	7/32.280 11/6:10.3	4/30.111 12/6:25.2	13/36.478 10/6:38.3						
8. 11/34.888 11/6:35.5	7/31.933 11/6:07.9	4/32.935 12/6:26.4	13/48.951 9/6:08.7						

Car# **11** **12** **13** **14** **15** **16** **17** **18** **19** **20**
 Hicks **Green** **Roux** **Corley**

9.	8/31.567 11/6:30.2	6/35.717 11/6:10.7	4/30.979 12/6:24.8	12/37.436 9/6:05.2						
10.	8/33.260 11/6:27.7	6/36.332 11/6:13.6	4/31.457 12/6:24.0							
11.	9/38.315 11/6:30.8	6/31.079 11/6:10.7	4/40.905 11/6:00.9							
12.										

<u>Top Qualifiers</u>		<u>Qual#</u>	<u>Laps</u>	<u>Race Time (Difference)</u>		<u>Round</u>	<u>Race</u>	<u>Pos in Race</u>	<u>Fast Lap</u>
	Beck, Brian	1	12	6:08.147		1	3	1	29.639
	Havins, Ken	2	12	6:12.165	4.018	1	3	2	29.256
	Sharp, Keevin	3	12	6:26.225	14.06	1	3	3	29.835
	Roux, Mat	4	11	6:00.980		1	3	4	30.111
	Fiedler, Shane	5	11	6:03.324	2.344	1	3	5	30.309
	Green, Robert	6	11	6:10.736	7.412	1	3	6	30.683
	Hudspeth, Shawn	7	11	6:18.900	8.164	1	2	1	32.153
	Wilburn, Josh	8	11	6:22.520	3.620	1	3	7	31.247
	Huey, Bryce	9	11	6:23.248	0.728	1	2	2	31.122
	Brewere, Scottie	10	11	6:29.493	6.245	1	3	8	30.250

Car# 11 12 13 14 15 16 17 18 19 20

Youree

10.	1/29.783 12/6:12.9								
11.	1/29.847 12/6:11.5								
12.	1/64.155 11/6:11.0								

<u>Top Qualifiers</u>		<u>Qual#</u>	<u>Laps</u>	<u>Race Time (Difference)</u>	<u>Round</u>	<u>Race</u>	<u>Pos in Race</u>	<u>Fast Lap</u>
	Youree, Kevin	1	12	6:44.788	1	4	1	29.783
	Green, Robert	2	11	6:01.823	1	4	2	29.602
	Hargues, Mike	3	10	6:20.266	1	4	4	33.092
	Monhan, Aaron	4	9	6:12.020	1	4	6	34.425
	Hampton, Jerry	5	8	6:07.489	1	4	7	39.676
	Snow, Donny	6	6	5:26.307	1	4	8	46.579
	Hampton, Ben	7	3	2:54.403	1	4	9	54.526
	Cardenas, Victor	8	2	1:21.607	1	4	10	39.678
	Youree, Doug	9	0		1	4	11	

1-8 Nitro Buggy




Round 1

5

Thanks for coming!

Ser#21718

Timing and Scoring by www.RCScoringPro.com

Sponsor	Driver Name	Car	Pos	Laps	Race Time	Behind	Fast Lap	Average Top 5	Top 10	Top 15	Q#
	Beck, Brian	1	1	12	6:07.903		29.266	29.589	29.949		1
	Sharp, Keevin	2	2	12	6:13.767	5.864	28.417	29.224	30.058		2
	Havins, Ken	4	3	11	6:01.677		30.496	30.765	32.045		3
	Roux, Mat	7	4	11	6:04.192	2.515	30.800	31.107	32.548		4
	Shelton, Kevin	3	5	11	6:08.127	6.450	30.592	30.954	32.962		5
	Brewere, Scottie	5	6	11	6:10.958	9.281	29.698	30.555	31.990		6
	Green, Robert	6	7	4	2:32.174		34.661				7

Car#	1	2	3	4	5	6	7	8	9	10
	Beck	Sharp	Shelton	Havins	Brewere	Green	Roux			
1.	4/36.782 10/6:07.8	3/36.607 10/6:06.1	5/38.307 10/6:23.1	7/39.047 10/6:30.5	1/33.712 11/6:10.8	2/34.661 11/6:21.2	6/38.713 10/6:27.1			
2.	2/30.341 11/6:09.1	7/36.578 10/6:05.9	3/30.995 11/6:21.1	4/31.234 11/6:26.5	1/30.318 12/6:24.1	6/38.155 10/6:04.0	5/32.851 11/6:33.5			
3.	1/29.266 12/6:25.5	5/30.171 11/6:18.9	2/30.657 11/6:06.5	3/30.721 11/6:10.3	7/51.060 10/6:23.6	6/40.132 10/6:16.5	4/30.923 11/6:15.7			
4.	1/30.104 12/6:19.4	5/31.236 11/6:10.1	2/30.592 12/6:31.6	3/30.496 11/6:01.6	6/35.199 10/6:15.7	7/39.226 10/6:20.4	4/30.800 11/6:06.5			
5.	1/29.780 12/6:15.0	4/28.952 12/6:32.4	2/31.265 12/6:28.3	3/30.986 12/6:29.9	6/29.698 11/6:35.9		5/31.595 11/6:02.7			
6.	1/29.563 12/6:11.6	3/30.078 12/6:27.2	4/32.386 12/6:28.3	2/30.567 12/6:26.1	6/35.070 11/6:34.2		5/36.115 11/6:08.5			
7.	1/29.435 12/6:09.0	2/30.226 12/6:23.7	4/31.262 12/6:26.5	3/31.057 12/6:24.1	6/31.780 11/6:27.8		5/31.130 11/6:04.7			
8.	1/30.208 12/6:08.2	2/28.417 12/6:18.3	3/36.773 11/6:00.5	5/41.231 11/6:04.8	6/31.261 11/6:22.3		4/31.086 11/6:01.9			
9.	1/30.906 12/6:08.5	2/29.173 12/6:15.2	5/38.512 11/6:07.5	3/33.259 11/6:04.9	6/30.550 11/6:17.2		4/36.136 11/6:05.8			
10.	1/29.991 12/6:07.6	2/32.752 12/6:17.0	5/32.730 11/6:06.8	3/31.853 11/6:03.4	6/30.947 11/6:13.5		4/31.698 11/6:04.1			
11.	1/29.899 12/6:06.8	2/29.595 12/6:15.0	5/34.648 11/6:08.1	3/31.226 11/6:01.6	6/31.363 11/6:10.9		4/33.145 11/6:04.1			
12.	1/31.628 12/6:07.8	2/29.982 12/6:13.7								

Top Qualifiers	Qual#	Laps	Race Time (Difference)	Round	Race	Pos in Race	Fast Lap
Beck, Brian	1	12	6:07.903	1	5	1	29.266
Sharp, Keevin	2	12	6:13.767 5.864	1	5	2	28.417
Havins, Ken	3	11	6:01.677	1	5	3	30.496
Roux, Mat	4	11	6:04.192 2.515	1	5	4	30.800
Shelton, Kevin	5	11	6:08.127 3.935	1	5	5	30.592
Brewere, Scottie	6	11	6:10.958 2.831	1	5	6	29.698
Green, Robert	7	4	2:32.174	1	5	7	34.661

1-8 Nitro Buggy

Round 1

Top Qualifier is Beck, Brian 12/6: 07.903 (Rnd 1)



Thanks for coming!

Ser#21718

Timing and Scoring by www.RCScoringPro.com

Sponsor	Driver Name	Car	Pos	Laps	Race Time	Behind	Fast Lap	Average Top 5	Top 10	Top 15	Q#
	Huey, Bryce	5	1	11	6:03.939		32.039	32.181	32.738		4
	Reighley, David	4	2	11	6:21.405	17.466	30.926	32.134	34.053		8
	Wilburn, Brian	2	3	11	6:25.770	21.831	32.026	32.504	34.072		9
	Wilburn, Josh	1	4	10	6:00.796		31.371	32.990	36.080		10
	Trainer, Sean	3	5	10	6:11.256	10.460	32.140	33.630	37.126		11
	Steadman, Corbin	6	6	0							13

Car#	1	2	3	4	5	6	7	8	9	10
	Wilburn	Wilburn	Trainer	Reighley	Huey	Steadman				
1.	3/41.464 9/6:13.1	5/45.051 8/6:00.3	4/42.131 9/6:19.1	2/39.861 10/6:38.6	1/36.563 10/6:05.6					
2.	3/31.371 10/6:04.1	5/32.635 10/6:28.4	4/34.562 10/6:23.4	2/32.384 10/6:01.2	1/33.452 11/6:25.1					
3.	5/50.042 9/6:08.6	3/34.554 10/6:14.1	2/33.584 10/6:07.5	4/40.874 10/6:17.0	1/32.218 11/6:14.8					
4.	5/33.718 10/6:31.4	3/32.026 10/6:00.6	2/33.026 11/6:34.0	4/34.592 10/6:09.2	1/32.899 11/6:11.6					
5.	5/33.222 10/6:19.6	3/39.013 10/6:06.5	4/45.264 10/6:17.1	2/32.967 10/6:01.3	1/32.242 11/6:08.2					
6.	5/34.194 10/6:13.3	3/32.122 11/6:34.8	4/34.836 10/6:12.3	2/31.870 11/6:29.6	1/32.321 11/6:06.0					
7.	5/35.827 10/6:11.1	2/32.921 11/6:30.2	4/32.140 10/6:05.0	3/36.349 11/6:31.1	1/33.243 11/6:06.0					
8.	5/34.318 10/6:07.7	2/33.124 11/6:26.9	4/37.105 10/6:05.8	3/35.346 11/6:30.8	1/32.086 11/6:04.4					
9.	5/33.829 10/6:04.4	2/32.815 11/6:24.0	4/35.004 10/6:04.0	3/32.525 11/6:27.1	1/33.741 11/6:05.1					
10.	4/32.811 10/6:00.7	2/35.301 11/6:24.5	5/43.604 10/6:11.2	3/33.711 11/6:25.5	1/33.135 11/6:05.0					
11.		3/36.208 11/6:25.7		2/30.926 11/6:21.3	1/32.039 11/6:03.9					

Top Qualifiers	Qual#	Laps	Race Time (Difference)	Round	Race	Pos in Race	Fast Lap
Beck, Brian	1	12	6:07.903	1	5	1	29.266
Sharp, Keevin	2	12	6:13.767 5.864	1	5	2	28.417
Havins, Ken	3	11	6:01.677	1	5	3	30.496
Huey, Bryce	4	11	6:03.939 2.262	1	6	1	32.039
Roux, Mat	5	11	6:04.192 0.253	1	5	4	30.800
Shelton, Kevin	6	11	6:08.127 3.935	1	5	5	30.592
Brewere, Scottie	7	11	6:10.958 2.831	1	5	6	29.698
Reighley, David	8	11	6:21.405 10.44	1	6	2	30.926
Wilburn, Brian	9	11	6:25.770 4.365	1	6	3	32.026
Wilburn, Josh	10	10	6:00.796	1	6	4	31.371

4x4 Short Course Truck

Round 1



Thanks for coming!

Ser#21718

Timing and Scoring by www.RCScoringPro.com

Sponsor	Driver Name	Car	Pos	Laps	Race Time	Behind	Fast Lap	Average Top 5	Top 10	Top 15	Q#
	Youree, Kevin	10	1	12	6:29.496		30.867	31.420	31.954		1
	Hicks, Chad	3	2	11	6:24.137		33.367	34.010	34.619		2
	Woodruff, Woody	7	3	10	6:16.897		33.134	34.609	37.690		3
	Pursley, Derrick	9	4	10	6:22.903	6.006	34.556	35.277	38.290		4
	Hargues, Mke	6	5	10	6:27.164	10.267	34.343	34.912	38.716		5
	Corley, Brian	2	6	10	6:34.015	17.118	32.488	34.895	39.401		6
	Mcdonald, Kevin	1	7	9	6:19.447		34.606	38.818			7
	Allen, Bill	4	8	9	6:19.848	0.401	36.384	37.762			8
	Huey, Randy	5	9	8	6:04.218		37.337	41.606			9
	Sprinkle, Nathan	8	10	8	6:20.454	16.236	40.091	44.491			10

Car#	1	2	3	4	5	6	7	8	9	10
	Mcdonald	Corley	Hicks	Allen	Huey	Hargues	Woodruff	Sprinkle	Pursley	Youree
1.	10/46.711 8/6:13.6	4/37.848 10/6:18.5	2/33.367 11/6:07.0	9/46.173 8/6:09.3	8/44.686 9/6:42.2	6/43.295 9/6:29.6	3/37.281 10/6:12.8	7/44.377 9/6:39.4	5/40.922 9/6:08.2	1/32.844 11/6:01.2
2.	7/40.692 9/6:33.3	9/54.177 8/6:08.1	2/35.962 11/6:21.3	6/38.911 9/6:22.8	10/49.604 8/6:17.1	5/37.538 9/6:03.7	4/42.544 10/6:39.0	8/44.656 9/6:40.6	3/37.071 10/6:29.9	1/32.310 12/6:30.9
3.	7/42.330 9/6:29.1	6/32.488 9/6:13.5	2/34.977 11/6:22.4	9/47.478 9/6:37.6	8/37.337 9/6:34.8	4/34.343 10/6:23.9	5/41.945 9/6:05.3	10/47.670 8/6:04.5	3/34.868 10/6:16.1	1/32.440 12/6:30.3
4.	8/44.795 9/6:32.6	5/35.008 10/6:38.8	2/34.444 11/6:21.5	7/38.294 9/6:24.4	10/52.430 8/6:08.1	6/48.246 9/6:07.6	4/33.134 10/6:27.2	9/46.027 8/6:05.4	3/36.217 10/6:12.7	1/32.264 12/6:29.5
5.	8/34.606 9/6:16.4	6/40.312 10/6:39.6	2/37.944 11/6:28.7	7/36.852 9/6:13.8	10/42.248 8/6:02.0	5/34.988 10/6:36.8	4/36.779 10/6:23.3	9/40.091 9/6:41.0	3/36.455 10/6:11.0	1/31.572 12/6:27.4
6.	8/45.580 9/6:22.0	6/35.057 10/6:31.4	2/35.586 11/6:29.1	7/38.369 9/6:09.1	9/38.228 9/6:36.7	5/35.626 10/6:30.0	4/40.073 10/6:26.2	10/53.856 8/6:08.9	3/35.425 10/6:08.2	1/35.414 11/6:00.8
7.	8/48.273 9/6:29.5	6/34.075 10/6:24.2	2/34.899 11/6:28.4	7/36.384 9/6:03.1	9/54.156 8/6:04.2	5/34.820 10/6:24.0	4/33.855 10/6:19.4	10/47.304 8/6:10.2	3/35.319 10/6:06.1	1/31.069 12/6:30.7
8.	8/39.224 9/6:24.9	6/42.150 10/6:28.8	2/34.661 11/6:27.5	7/42.098 9/6:05.1	9/45.529 8/6:04.2	5/34.784 10/6:19.5	4/35.681 10/6:16.6	10/56.473 8/6:20.4	3/42.415 10/6:13.3	1/31.400 12/6:28.9
9.	7/37.236 9/6:19.4	6/39.229 10/6:29.2	2/33.480 11/6:25.3	8/55.289 9/6:19.8		5/36.974 10/6:18.4	4/33.596 10/6:12.1		3/34.556 10/6:10.2	1/32.582 12/6:29.1
10.		6/43.671 10/6:34.0	2/34.098 11/6:24.3			5/46.550 10/6:27.1	3/42.009 10/6:16.8		4/49.655 10/6:22.8	1/32.192 12/6:28.9
11.			2/34.719 11/6:24.1							1/30.867 12/6:27.2
12.										1/34.542 12/6:29.5

Top Qualifiers	Qual#	Laps	Race Time (Difference)	Round	Race	Pos in Race	Fast Lap
Youree, Kevin	1	12	6:29.496	1	7	1	30.867
Hicks, Chad	2	11	6:24.137	1	7	2	33.367
Woodruff, Woody	3	10	6:16.897	1	7	3	33.134
Pursley, Derrick	4	10	6:22.903 6.006	1	7	4	34.556
Hargues, Mike	5	10	6:27.164 4.261	1	7	5	34.343
Corley, Brian	6	10	6:34.015 6.851	1	7	6	32.488
Mcdonald, Kevin	7	9	6:19.447	1	7	7	34.606
Allen, Bill	8	9	6:19.848 0.401	1	7	8	36.384
Huey, Randy	9	8	6:04.218	1	7	9	37.337
Sprinkle, Nathan	10	8	6:20.454 16.23	1	7	10	40.091

4x4 Short Course Truck

Round 1



Top Qualifier is Youree, Kevin 12/6: 29.496 (Rnd 1)

8

Thanks for coming!

Ser#21718

Timing and Scoring by www.RCScoringPro.com

Sponsor	Driver Name	Car	Pos	Laps	Race Time	Behind	Fast Lap	Average Top 5	Top 10	Top 15	Q#
	Havins, Ken	6	1	11	6:02.011		30.108	30.924	32.076		2
	Brewere, Scottie	4	2	11	6:23.540	21.529	31.019	31.875	33.353		3
	Mcdonald, James	9	3	11	6:26.120	24.109	32.669	33.571	34.709		5
	Fiedler, Shane	8	4	11	6:32.366	30.355	32.175	33.083	35.226		6
	Adams, Jim	2	5	11	6:37.406	35.395	33.392	33.972	35.833		7
	Black, Bo	3	6	10	6:26.348		34.569	36.143	38.635		10
	Hinojose, Joe	5	7	8	5:35.225		38.532	40.165			15
	Potter, Wade	7	8	7	4:31.338		34.663	37.723			18
	Youree, Doug	1	9	2	1:25.491		39.429				19

Car#	1	2	3	4	5	6	7	8	9	10
	Youree	Adams	Black	Brewere	Hinojose	Havins	Potter	Fiedler	Mcdonald	
1.	8/46.062 8/6:08.4	2/34.683 11/6:21.4	3/35.605 11/6:31.6	1/34.000 11/6:14.0	9/50.440 8/6:43.5	5/37.201 10/6:12.0	6/38.570 10/6:25.6	7/40.110 9/6:00.9	4/36.763 10/6:07.5	
2.	8/39.429 9/6:24.7	2/33.392 11/6:14.4	5/39.192 10/6:14.0	1/32.974 11/6:08.3	9/38.532 9/6:40.3	3/32.409 11/6:22.8	6/37.521 10/6:20.4	7/39.338 10/6:37.2	4/35.638 10/6:02.0	
3.		3/35.549 11/6:19.9	5/39.012 10/6:19.3	1/31.773 11/6:02.0	8/39.067 9/6:24.1	2/31.419 11/6:10.4	6/39.856 10/6:26.5	7/39.195 10/6:35.4	4/35.962 10/6:01.1	
4.		3/37.616 11/6:28.4	5/35.550 10/6:13.4	1/31.991 12/6:32.2	8/41.002 9/6:20.3	2/30.681 11/6:02.2	6/34.663 10/6:16.5	7/33.871 10/6:21.2	4/34.999 11/6:34.2	
5.		3/33.522 11/6:24.4	5/37.101 10/6:12.9	1/31.617 12/6:29.6	8/41.351 9/6:18.7	2/31.717 12/6:32.2	7/40.764 10/6:22.7	6/36.264 10/6:17.5	4/33.202 11/6:28.4	
6.		3/34.379 11/6:23.4	6/41.435 10/6:19.8	2/33.559 12/6:31.8	8/42.609 9/6:19.5	1/31.615 12/6:30.0	7/41.958 10/6:28.8	5/33.009 10/6:09.6	4/34.929 11/6:27.7	
7.		3/37.756 11/6:27.9	6/34.569 10/6:14.9	2/33.338 11/6:00.2	8/40.981 9/6:17.9	1/33.163 12/6:31.2	7/38.006 10/6:27.6	5/32.175 10/6:02.8	4/35.876 11/6:28.7	
8.		3/38.697 11/6:32.6	6/44.244 10/6:23.3	1/37.588 11/6:06.9	7/41.243 9/6:17.1	2/41.249 11/6:10.4		5/32.769 11/6:34.2	4/39.025 11/6:33.7	
9.		5/38.852 10/6:00.5	6/41.751 10/6:27.1	2/50.009 11/6:27.2		1/30.797 11/6:06.9		4/34.837 11/6:33.0	3/33.327 11/6:30.7	
10.		4/33.883 11/6:34.1	6/37.889 10/6:26.3	2/31.019 11/6:22.6		1/31.652 11/6:05.0		5/37.208 11/6:34.6	3/32.669 11/6:27.6	
11.		5/39.077 10/6:01.2		2/35.672 11/6:23.5		1/30.108 11/6:02.0		4/33.590 11/6:32.3	3/33.730 11/6:26.1	

Top Qualifiers	Qual#	Laps	Race Time (Difference)	Round	Race	Pos in Race	Fast Lap
Youree, Kevin	1	12	6:29.496	1	7	1	30.867
Havins, Ken	2	11	6:02.011	1	8	1	30.108
Brewere, Scottie	3	11	6:23.540	21.52	1	8	31.019
Hicks, Chad	4	11	6:24.137	0.597	1	7	33.367
Mcdonald, James	5	11	6:26.120	1.983	1	8	32.669
Fiedler, Shane	6	11	6:32.366	6.246	1	8	32.175
Adams, Jim	7	11	6:37.406	5.040	1	8	33.392
Woodruff, Woody	8	10	6:16.897		1	7	33.134
Pursley, Derrick	9	10	6:22.903	6.006	1	7	34.556
Black, Bo	10	10	6:26.348	3.445	1	8	34.569